


December 2018



# Nisqually Pines Community Club

[www.nisquallypines.com](http://www.nisquallypines.com)

Nisqually Pines  
Community Club

8903 Pepperidge Lane SE  
Yelm, WA 98597

Phone: 360-458-7370  
Fax: 360-458-7157  
Hours of operation:  
Monday - Friday, 7:30 to 5 pm

## Important Dates:

No Meetings for  
Adjudication and  
Open Board


December 25th  
Office Closed

January 1st  
Office Closed



*Happy Holidays to you and your families from  
our Board of Directors and Staff!!!*

Winter weather is coming, are your  
prepared for power outages and/or  
freezing temperatures?  
See inside for safety items to have  
on hand and emergency road kits.



## Holiday Decoration Contest

Decorate your house and/or yard for the Holidays!!  
Submit your address to The Pines office by December 14th.

A committee will be judging for the best decorations on De-  
cember 15th & 16th

Winners will be notified Monday December 17th  
Good Luck and Happy Decorating



# December 2018


Sun	Mon	Tue	Wed	Thu	Fri	Sat
						1
2	3	4 Garbage	5	6	7	8
9	10 Yard Waste	11 Garbage & recycling	12	13	14	15 Judging for Decorations
16 Judging for Decorations	17	18 Garbage	19	20	21	22
23/30	24/31 Christmas Eve and New Year's Eve Yard Waste	25 Christmas Day Office Closed	26 Garbage, recycling & glass recycling	27	28	29

**A HUGE THANK YOU TO THE VOLUNTEERS WHO HELPED AT THE EVENTS THIS PAST YEAR**



**VOLUNTEERS FOR 2018**

**Madelon Barton, Garnell Hale, Jodie Dawes, Sherry O'Dell, John O'Dell, Marilyn Mayerl, Brenda Anderson, John Kennedy, Fran Wilson, Linda Parse, Charity Mayerl, Paulette Howard, April Mayerl, Rob Parkhill, Mike Koon, Phyllis Meyers, Luke Clark, Theresa Donovan, Dayna Brown, Cory Parsons, Tony Swy, Claudia Privette, Kara Rickman, Shyann Rickman, Summer Rickman & Paige Rickman**



**A special Thank You to all those who made donations to help out with our events!**

**Looking forward to 2019 with New and Old Volunteers with out your help this would not be possible  
THANK YOU!!!!**



A big THAK YOU to all the members who donated to the Thanksgiving Day Holiday baskets for the families in need within our community.

We hope you all had a safe and Happy Thanksgiving with your families and friends.

---

### THANKSGIVING POTLUCK

*Thanks to the volunteers who came up and helped prepare and get the clubhouse ready for the dinner: Charity Mayerl, Paulette Howard, Jodie Dawes, Linda Parse, John & Sherry O'Dell, Kara Rickman, Paige Rickman, Summer Rickman and Shyann Rickman.*


*Thank you everyone that was able to come and enjoy the meal with us and brought a dish and for those who stayed after to help with the clean up.*

---

### OWNERS!!!

If you are going out of town, have a vacant home or rental property-**PLEASE** have your water shut off while your home sits vacant.

At any time a leak may occur and it can be very costly!!!



# NISQUALLY PINES COMMUNITY CLUB

Looking for a place to have a meeting, birthday parties, Valentines, St.. Patrick's, Easter, Cinco De Mayo, Halloween, Thanksgiving Dinner or Christmas Parties?

We have 18 tables for use and 64 chairs some are folding and regular.

We have a fully useable kitchen with all the amenities. The main room comes with a TV, cable and Wi-Fi. There is also a pull down screen for watching slides or old movies on.

Just need to bring your own projector.

Fees are as follows:

**Members:** Full Day (7:00am to 1:00am) \$75.00 plus \$150.00

Refundable cleaning deposit = \$225.00

Two hours \$25.00 plus \$75.00 refundable cleaning deposit

**Members Sponsoring Non-Members:**

Full Day (7:00 am to 1:00am) \$150.00 plus \$150.00 refundable cleaning deposit


Two hours \$35.00 plus \$100.00 refundable cleaning (not more than one in a three month period)

**Clubs & Organizations:** Weekly meetings- \$100.00 per month plus refundable cleaning deposit of \$150.00. No more than one two hour meetings per week

Monthly Meetings: \$35.00 per month plus refundable cleaning deposit of \$150.00.

No more than one two hour meetings per month

If interested call the office at (360)458-7370



## ATTENTION MEMBERS

The following Facebook page is not Nisqually Pines  
Operated:

**Nisqually Pines Community Yelm**

The contents in these pages are misleading. If you  
have any questions please call the office and talk to  
the staff for clarification.

# FYI

## Dumpster Days

Dumpster Days was voted down by the community in 2015-2016. Not sure when or if it will be put back on the ballot for the community to vote on. So with that being said if you have mattresses, plumbing items, carpet scraps, broken toys, furniture, miscellaneous items please take it to the dump. Here are the names, addresses and phone numbers of the dumps.

Rainier Dump: Open Friday-Sunday 9am-5pm  
13010 Rainier Acres Rd. S.E.  
(360)446-2600

Thurston County Waste & Recovery Center:  
Open Monday-Sunday 7am-4:45pm  
2420 Hogum Bay Rd. N.E.  
(360)786-5494

---


### GOODWILL

Goodwill has an e-cycle program for your unwanted electronics.

L & S Tire Center  
9215 39th Ave. S.W.  
Lakewood, WA 98499  
(253)582-5556  
Email: [lstire1@msn.com](mailto:lstire1@msn.com)

Open to the Public  
Monday-Friday  
8am-4pm

They will take unwanted tires



**Curbside Garbage and Recycling**

**Rural Garbage Service-LeMay**

**Phone: 360-923-0111**

Here is the pricing for garbage service in The Pines:

**Garbage and Recycling Service for two months \$41.26**

**35 gallon garbage can pickup every week**

**96 gallon recycling bin pickup every other week**

**Glass pickup every four weeks, you provide container**

**Or**

**Garbage and Recycling Service for two months \$55.18**

**65 gallon garbage can pickup every week**

**96 gallon recycling bin pickup every other week**

**Glass pickup every four weeks, you provide container**

**The above prices are before taxes are added.**

**The dates for recycling glass bottles**

**December 25th**



# CHRISTMAS TREE PET SAFETY TIPS

## 1. TINSEL

Avoid decorating with tinsel. If swallowed, tinsel can obstruct a pet's digestive system.

## 2. PLASTIC ORNAMENTS

Chop up plastic ornaments over your pet's head. Scattered glass ornaments can hurt your pet.

## 3. CHOCOLATE

Don't decorate with chocolate. Your chocolate ornaments may be adorable, but it's also toxic to pets.

## 4. STABILITY

Make sure the tree is stable. Curious pets can knock over a tree, causing harm and making a mess.

## 5. ELECTRICAL CORDS

Hide electrical cords. Cords can burn a pet's mouth or electrocute pets if they chew on them.

## 6. CHEMICALS

Don't add chemicals to the Christmas tree water. Chemicals intended to prolong plant life may harm animal life.

## 7. PRESENTS

Don't put the presents out just yet. Inquisitive pets may try to open them, and be disappointed when it's not for them.

A message from your friends at dogster & catster





### ATTENTION DOG OWNERS:

Dogs are to be on leashes at all times when outside their fenced yards. This includes all park areas, including River Park, Little Lake Park, playgrounds, clubhouse park area and office area. At the dog run area there are bags for your use. Please pick one up so that you are able to clean up after your dog.

**THANK YOU!!**



If your dog is lost and you cannot find him/her, you have options to recover your missing pooch:

Post it on the bulletin board at the Pines Office


Call the Yelm Veterinary Clinic 360-458-7707

Call the Yelm Animal Shelter 360-458-8438

Animal Services 360-352-2510

Closed on Mondays


Post on the Nisqually Pines Event Page



### Fend off fleas in the winter

Cold temperatures mean a higher risk of fleas indoors-the critters don't hibernate, so they seek out warm places like your carpet. Banish them with salt, which acts as a dehydrating agent to kill the pests.

**TO DO:** Sprinkle finely ground salt on carpets; let sit for an hour. Vacuum it up, then empty the canister in the outside garbage. Repeat every two days for a week to ensure you've killed every egg.




Article is from the magazine  
Women First

River Park hours

**\*The River Park is for members and their guests only\***

Any vehicle found in the River Park parking area without a Nisqually Pines Pass will be towed at the owners expense. Parking is allowed only in the park. Any vehicle on or near the road will immediately be towed.



Open year round

Hours are 8am to 7:30pm


Sat & Sun Hours: 11am-9pm

No lifeguard on duty - swim at your own risk.

No alcohol permitted on the premises.

No fires or over night camping!

Per Fish and Wildlife Dept. **ONLY** Catch and Release fishing is allowed on the Nisqually River!!



The mornings are dark when the upper grades are walking to the bus stop. Little ones will be walking later in the mornings to their bus stop. Please be careful and watch for upper and lower grades.

Speed limit is 20mph




Please renew your burn permit. You can go online at [www.orcaa.org](http://www.orcaa.org).

Residential Fires: Burning of yard and garden debris, such as leaves, weeds, pruning's and garden refuse. No **TRASH BURNING!!**

Do **NOT** use a burn barrel. Burn Barrels and other burn containers are illegal under state law and their use may result in fines.

## Hot tubs, Pools, Driplines need



This is a vacuum breaker for the hose bib (spigot outside) protects your house from backsiphonage. Anything you threw your hose in to fill has the potential to contaminate your family and the water system. **Protection is the key.**

**All outside hose bibs must have a vacuum breaker on them.**

**Office has the vacuum breakers for \$6.50**

## *A Word from our Staff*

**Office Manager:** *Charity Mayerl*

Email: [cmayerl@nisquallypines.com](mailto:cmayerl@nisquallypines.com), Phone: 360-458-7370 Fax: 360-458-7157

**Christmas Decoration Contest** Decorate your home and your yard. Judges will be driving by **December 15th & 16th** to pick a winner.

**Office Assistant & Property Standards:** *Paulette Howard*

Email: [propertystandards@nisquallypines.com](mailto:propertystandards@nisquallypines.com), Phone: 360-458-7370, Fax: 360-458-7157

During the winter months when the weather is bad parking on the easements will and does create deep ruts. This makes it hard for the maintenance crew when spring arrives. Parking on the easement is not to exceed 6 (six) hours for any period and no parking on the street. Parking on the easement could result in a fine.

**Water Department:** *Julie Rhey-Baumann*

Email: [waterdept@nisquallypines.com](mailto:waterdept@nisquallypines.com), Phone: 360-458-7393, Fax: 360-458-7157

Turn off water to the hose bibs you don't need in the winter, keep the hose disconnected from faucet.

Put faucet covers on your faucets so they do not freeze (they can freeze and break inside the walls.)

Clean your gutters to keep the water flowing in the right direction, away from the house.

The culverts under the driveway are YOUR responsibility to keep cleaned out of all debris. Please clear them so the rain water will flow in the proper direction.

Have a shut off put on your house so that the water department doesn't have to come out.

**Please contact water MANAGER for water shut-offs.**

**Maintenance Department:** *Bob Smith and Don Robinson*

Email: [maintenance@nisquallypines.com](mailto:maintenance@nisquallypines.com), Phone: 360-458-7393, Fax: 360-458-7157

**Respect your community, PLEASE clean up after your pets!! Pet waste is hazardous to our water system!!**

**THANK YOU!!**

# Board News

## Board of Directors

*Dayna Brown-President, Pool*

*Sherry O'Dell-Vice President and Treasurer*

*Cory Parsons-Secretary, Office, Maintenance and Water Contact*

*Tony Swy-Board Member and River Park Contact*

*Claudia Privetta-Board Member and Clubhouse Contact*

*Madelon Barton-Board Member*

*Kara Rickman-Board Member*

## Board Updates

We meet once a month, meetings have been very productive and we feel we are getting a lot accomplished. However, the additional members would allow us to get more accomplished faster. Please come check out a meeting or two and see what is happening in our community and how you can help!

The port-a-potty's will start to be locked up at dusk and unlocked in the morning when the maintenance gets here. The two play area parks will close at dusk and the River Park will close at 9pm.

Persons with disabilities who require accommodation or alternative means for communication of program information should contact (Nisqually Pines at (360)458-7370) at least eight (8) days in advance of this meeting.

## Updates

### **Treasurer's Report:**

#### **Ending Balance for October 2018**

General Fund: \$361,227.50  
Long Range Plan: \$427,421.82  
Water Loan 1 Fund: \$152,283.63  
Emergency Fund: \$20,234.32  
Key Bank USDA Loan: \$205,977.68  
Gold Money Market: \$166,178.71  
Twin Star Savings: \$29,377.79  
Investment Portfolio: \$247,166.26

**Grand Total \$1,609,867.71**

# Committee Happenings

## Adjudication

November: Mediation Next meeting: January 8, 2019

Members: Phyllis Myers, Theresa Donovan, Rob Parkhill, Luke Clark

Contact: Claudia Privette

Closed meeting, not open to anyone not directly involved.

Looking for residents in good standing to volunteer on Adjudication Committee

Get an application at the office-Renters can be on Adjudication with the approval of homeowner

## Finance

TBA

Interested in helping on the Finance Committee-Get an application at the office

Must be a member in good standing

Finance committee members needed!!!

## Events

Need volunteers to help organize for up coming events. Contact the office if you are interested! Next meeting: Meeting will be decided by how many volunteers call and want to be part of this event. Next event: TBA

Anyone interested in being on Event Planning Committee call the office.

Event planning help, looking for someone to take over events or they will not continue.

Members: Charity Mayerl, Rob Parkhill, Paulette Howard

Contacts: Sherry O'Dell

*Most of our committees are small and consist of the same volunteers, please come and listen to what they are working on and see if maybe you can help!*

# Updates

## Property Standards

Last month the following warnings or fines were issued:

17 Thank yous	3 fines
3 Basketball Stands	3 parking on easement
15 debris	2 junk vehicles
3 certified letters	2 dogs
1 yard debris	
1 vandalism	

**94.1.075 What property development activities are prohibited in The Pines?** No person, owner, tenant, contractor, or developer within the legal boundaries of Nisqually Pines Community Club who owns or is developing or changing the landscaping of property within the Pines shall not:

**(1) General: Remove any trees or vegetation from greenbelts;**

**1st: \$100 2nd: \$250 3rd: \$500 4th: \$1,000**

If you are new to the Pines and do not have a copy or current Resolution 94.1, please stop by the office to pick up a copy or view online at [www.nisquallypines.com](http://www.nisquallypines.com).


**Speed limit is 20 MPH**

**Please slow down!**

**Please watch for children and parent's please remind  
Your children to watch for cars and not to block  
Roadways. Please slow down and watch for  
Walkers/Joggers/Bikers**





It is getting darker earlier - **PLEASE** be mindful of vehicle traffic!! For your safety, please walk along the edge of the roads or in the easement against oncoming traffic.



Carry a flashlight or wear bright colored clothes so you can be seen easier during the twilight and evening hours.

Bicycle riders— please make sure your reflectors work or you have a light so you are more visible.



Car Owners— Check your front headlights, rear taillights and brake lights to make sure that they are in working condition.

## COMMUNITY EMERGENCY RESPONSE TEAM

CERT is looking for members to join them on the last Sunday of every month at 6pm. Learn about emergency preparedness in your community and what you can do to help yourself and your community.

## PUGET SOUND ENERGY

### Call 811 Before You Dig

As fall/winter approaches, you may have plans to start construction and landscaping projects. Your friends at Puget Sound Energy want to remind you about the importance of calling 811 at least two business days prior to any digging. It is the law, and utility-owned lines are located for free.

Whether you are planning to use your employees or hire a contractor, start digging means calling 811 before each job. Outline your dig area in white paint so that the utilities will know where to mark. Even homeowners digging on their own property must call, if digging deeper than 12 inches.

Don't take a chance. Call 811 before you dig, then dig by hand within 2 feet of the markings.

Visit their Safety page to learn more about gas and electric safety, and our Business Services page for all your energy needs.

For questions, please email [businessaccounts@pse.com](mailto:businessaccounts@pse.com)



### PARK TRAIL

The trail from Heather to the River Park is "Use at your own risk" due to the storm damage and erosion.

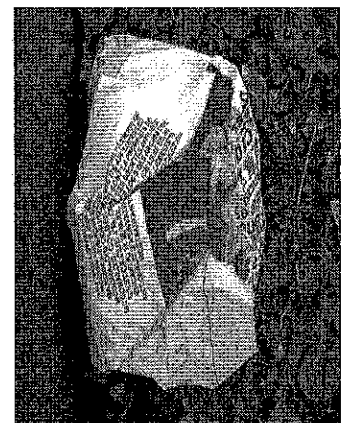


### LITTERING:

Please do your part to help our community to look nice.

If you see litter on the ground pick it up and throw it away.

**THANK YOU!!!**



# Classified Ads

## Handy Man

Roof repairs or replacement  
Skylight replacement, roof cleaning  
Call Wes Craney  
360-970-4480

Affordable prices, honest  
& efficient.

I'm experienced in painting, texture,  
flooring, tiling, carpeting, sheet  
rock, etc.

Also outside work: welding, trim-  
ming, cutting trees, landscaping,  
lawn mowing, pressure washing,  
deck repair & mechanic.

Call 360-970-1992

## Caregiver Wanted

Looking for someone part-  
time caregiving for a disa-  
bled adult

Contact Laurie  
(253)441-5806

## AVON

Been looking for some  
Avon? Now is the time  
to call (360) 955-5100

Claudia Privette  
Independent Sales  
Representative

## House Cleaning

College student will  
clean your home

Have excellent refer-  
ences

Call April  
(360)701-6685

## For Sale

Wheel Chair \$150  
Walker \$100  
Call 360-960-1526

## OPEN PUBLIC

### BINGO

### NISQUALLY

### MOOSE LODGE

Monday's at 6:30pm  
1117 Yelm Ave. W  
(360)458-3381

### For Sale


White Farm Table  
Over 10ft  
\$800  
Coffee Table \$225  
(360)464-0993

### For Sale

Mirro Canner  
Holds 7 quart jars  
18 pints or 8 1 1/2  
pts  
\$50  
Weber Gas Grill  
Good condition  
With BBQ tools  
& extra propane tank  
\$50  
Call 360-458-4843

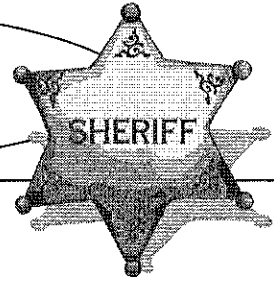
## REMINDER

Quiet hours are from 10pm-7am  
7 days a week



To advertise here  
contact the office  
staff 360.458.7370

# Police Blotter




## October

- 25-Routine Patrol
- 22-Routine Patrol
- 29-Routine Patrol
- 30-Routine Patrol, assist with medical call on Pepperidge

## November

- 3-Routine Patrol
- 4-Routine Patrol
- 5-Routine Patrol
- 8-Routine Patrol
- 9-Routine Patrol, mental disturbance on Linder
- 10-Routine Patrol
- 11-Routine Patrol
- 12-Routine Patrol
- 16-Routine Patrol, complaint of theft on Abelia, on going issues on Boxwood
- 17-Routine Patrol
- 19-Routine Patrol, traffic stop citation & infraction Linden
- 20-Routine Patrol, resident had questions regards to domestic orders, stolen vehicle recovery on Heather
- 22-Routine Patrol, residential alarm Heather
- 23-Routine Patrol, civil problem phone detail Foxglove, civil problem on-viewed Heather, follow-up civil issues on foxglove
- 24-Routine Patrol, traffic stop, traffic problem wheelchair in road, traffic stop, traffic problem car blocking traffic Heather
- 25-Routine Patrol
- 26-Routine Patrol, field interview w/juvenile Pepperidge
- 27-Routine Patrol, metal compliant Linden
- 28-Routine Patrol, theft compliant, traffic stop Heather & Port Orford warrant arrest



Routine Patrol means house checks, Clubhouse, River Park, Office and area patrol. If you see something suspicious, call 911. Don't wait until the next day and call the Pines Office.

**\*\*Please note that if you call the Sheriff and they aren't in the Pines on our time, their response time will vary on type of emergency. \*\***

The non-emergency number for the sheriff is 360-704-2740 Please lock doors and don't leave valuables in your vehicles. If you are going on vacation, you can have the sheriff check your house to make sure it is secure.

Fill out a vacation request form at the office.

Since we have the Thurston County Sheriff in The Pines we have seen less criminal activity.


Suspicious Activity contact Thurston County Narcotics Task Force

Website: [co.thurston.wa.us](http://co.thurston.wa.us)

Created by NPCC Staff and Board of Directors.  
If you have anything you would like to see more or less of,  
please let us know!!


Deadline is the 20th of the month.

**Chrissy DeHan**  
Broker



C: 360.789.4093  
O: 253.397.4911  
chrissydehan@remax.net  
chrissyhomes.com

4329 A St SE, Ste E  
Auburn, WA 98002



Each Office Independently Owned and Operated

**RE/MAX**  
Realty South

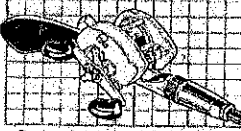


**Buffums Tree Service**  
BUFFUTS835LB

**Tracy Buffum**  
Owner

Hazzard Trees, Limbing, Take Downs (360) 559-9585  
Licensed, Bonded & Insured

tracybuffumtreeguy@gmail.com



George Grinstine

**George's**  
Rod & Reel Repair

*Custom Rods and Reel Repair*  
georgesrodandreel@comcast.net

17221 Briar St SE  
Yelm, WA 98597

**360-960-8643**

**Paid Advertisement**

Nisqually Pines Community Club

Open Board Meeting

October 10, 2018

Minutes

Please silence all cell phones

Roll call of board members Tony Swy , Cory Parsons, Sherry Odell, Dayna Brown , Claudia Privette

Minutes- Cory Parsons M/S/C with changes

Treasurers Report- Sherry O'Dell

Closed Session : Board decided to remove the fines and set the member on a promissory note.

Board applications in the order they were received. Kara Rickman and Madelon (Tonie) Barton were appointed

Review all projects – Cory Parsons The projects left that were approved from the long range plan were discussed.

Request for action – Members were notified of the procedures for requests. And the office is following up on the request through the sheriff's office.

Is the board taking a break for the holidays in Nov and Dec? November board meeting has been moved to Nov 7<sup>th</sup> and there will be no meeting in December

**Dept Checkins**

Maintenance & Water --Cory Parsons reported that the well #7 has been approved to go online.

Property Standards – Claudia Privette -- No meeting this month

Office- Cory Parsons no updates

Pool --Dayna Brown mural has been getting painted on the wall of the pool. Sauna is available for use during the winter months.

Clubhouse – Claudia Privette Clubhouse is being rented out more now for the holidays


River Park -- Tony Swy Reported that the picnic tables are being shipped

**Committee Reports**


CERT- Who will do this ? Sherry Odell will start reported on CERT

Community Comments- Member passed out literature for the board to read.

Closed Session- Employee --Cory Parsons No decision was made



Dayna Brown President



Cory Parsons Secretary



## Emergency Supplies

Government agencies will respond to community disasters, but citizens may be on their own for hours, even days, after disaster strikes. You should be prepared to take care of yourself and your family for at least three days. In some emergencies, such as an influenza pandemic, you may need to prepare for a week or months.

### Emergency survival kit

Store a kit at home, at work and at each child's school or daycare facility.

- Dry or canned food and drinking water for each person
- Can opener
- First aid supplies and first aid book
- Copies of important documents such as birth certificates, licenses, and insurance policies
- "Special needs" items for family members such as infant formula, eyeglasses and medications
- A change of clothing
- Sleeping bag or blanket
- Battery powered radio or television
- Flashlight and extra batteries
- Whistle
- Waterproof matches
- Toys, books, puzzles, games
- Extra house keys and car keys
- List of contact names and phone numbers
- Food, water and supplies for pets

### Additional items you can store at home for use during an emergency:

#### Cooking supplies

- Barbecue, camp stove
- Fuel for cooking, such as charcoal or camp stove fuel
- Plastic knives, forks, spoons



- Paper plates and cups
- Paper towels
- Heavy-duty aluminum foil

### **Sanitation supplies**

- Large plastic trash bags for trash, water protection
- Large trash cans
- Bar soap and liquid detergent
- Shampoo
- Toothpaste and toothbrushes
- Feminine and infant supplies
- Toilet paper
- Household bleach with no additives, and eyedropper (for purifying drinking water)
- Newspaper — to wrap garbage and waste

### **Comfort**

- Sturdy shoes
- Gloves for clearing debris
- Tent

### **Tools**

- Ax, shovel, broom
- Crescent wrench for turning off gas
- Screwdriver, pliers, hammer
- Coil of one-half inch rope
- Plastic tape and sheeting
- Knife or razor blades
- Garden hose for siphoning and fire fighting

DOH Pub 821-003  
Revised - March 2008  
Reviewed annually

This document was produced in cooperation with the  
Emergency Management Division of the Washington State Military Department.

## Car Research

research

buying

leasing

financing

selling


safety

maintenance

Home / Research / How To / How To Create Your Own Roadside Emergency Kit

# How To Create Your Own Roadside Emergency Kit

by Philip Reed • January 20th, 2016 •



It's late at night and you're driving on a dark, lonely country road. Suddenly, the steering wheel tugs in your hands and the car is hard to control. You ease the car to the side of the road and stop. Getting out, you see that the left rear tire is going flat and you don't have a spare.

If you have roadside assistance and a cell phone signal, you can call for help. If not, you're either faced with having to hail a passing motorist or spending a night in the boonies. That is, unless you have a well-stocked emergency roadside kit in the trunk of your car. Then you can set out flares to alert other drivers while you inflate the tire with a can of sealant to get you to safety. If these steps fail, at least you'll have food, water and a blanket to keep you comfortable until help arrives.

When it comes to commuting or traveling long distances, a roadside emergency kit can mean the difference between getting back on the road and being stranded for hours. It's the one item every vehicle should have. And yet, most of us don't carry the basic items to help us get back on the road quickly and safely.

When assembling your emergency kit, keep in mind that it should be tailored to the age and condition of your vehicle, your driving patterns and the weather. If you live in an area with no snow or freezing rain, you can skip some of these items. Also, if something on this list is inexpensive and small, you might as well carry it. You never know what kind of situations you might have to deal with.

A basic roadside emergency kit should include some of the following items:

- Jumper cables. Or you can carry a small, portable, lithium-ion battery with jumper cables. Usually, these batteries will also recharge computers and cell phones. Prices for these batteries range from \$60-\$120. If you go the battery route, though, make sure to keep it charged.
- Flares or triangle reflectors. LED flares are also an option worth considering.
- A quart or more of motor oil
- A gallon of coolant
- First-aid kit
- Blanket or space blanket
- Flashlight and extra batteries
- Tool kit with screwdrivers, pliers, adjustable wrench, pocket knife
- A can of tire inflator and sealant such as Fix-a-Flat
- Tire pressure gauge
- Paper towels
- Spray bottle with washer fluid
- Ice scraper (if you live in an area with snow)
- Pen and paper
- Granola or energy bars
- Bottled water

Once you have assembled your roadside emergency kit, find a good way to keep these items together in your trunk so they don't roll around. Even a simple cardboard box works well. A backpack is another option. But make sure the kit is quickly accessible because you might need it in a hurry.

You also can buy pre-assembled emergency roadside kits that come in handy storage bags to keep the items organized. A quick Internet or Amazon search will locate dozens of such kits ranging in price and size. This DIY kit requires more work, but covers more than just the basic items we've listed here.

Before you actually use your kit in an emergency situation, take some time to familiarize yourself with the items you've collected and how to use them properly. Also remember that the most important thing is to exercise good judgment. If your car breaks down, make sure you stop on the shoulder, well out of the flow of

traffic. Turn on your emergency flashers and, if you have roadside assistance and a cell phone, stay in your vehicle until help arrives. If it's a problem that needs quick response, or you are on that lonely country road, take out your emergency kit and proceed cautiously.

AAA lists "car with a flat tire" as one of the most common calls its roadside service team gets. To be ready in the event of such a problem, familiarize yourself with how to change a tire. In some modern cars, there is no spare tire so you need to use a tire inflator. AAA also points out that its most common calls are related to drivers skipping basic maintenance on their cars, so be sure your vehicle is properly maintained, particularly before going on a trip and at the change of seasons.

Unfortunately, there isn't one tool for all roadside emergencies. But with a little planning and some organization, you'll have a kit that could save the day.



by **Philip Reed**

[View More Articles](#)

### **New Car Resources**

[New Cars](#)

[Calculators](#)

[Car Finder](#)

[Compare Cars](#)

[Find a Dealer](#)

[Get Monthly Payment](#)

[Incentives & Rebates](#)

### **Used Car Resources**

[Used Cars](#)

[Appraise Your Car](#)

[Certified Cars](#)

[Selling Tips](#)

### **Car Articles & Advice**

[Car Reviews](#)

[Long-Term Road Tests](#)

[Car Videos](#)

[True Cost to Own®](#)

[Research](#)

## Winter Care for Seniors



Winter is an especially important time to keep an eye on seniors to make sure they are living as safely as possible. In addition to cold weather, ice and snow, the winter season can bring health problems and injury to senior citizens. That's why it's important for relatives and friends to check in with their older adult family members, friends and neighbors. Here are a few things to keep in mind:

- Falls are a concern for seniors. Putting road salt, cat litter or sand on sidewalks, steps and driveways will make these areas as slip-free as possible. Seniors should also wear boots with non-skid soles to make a fall less likely to occur. Older adults, especially those with heart disease or high blood pressure should leave snow shoveling to others.
- Cold temperatures make senior citizens susceptible to hypothermia, a dangerous drop in body temperature. Older adults tend to produce less body heat than younger people and it's hard for them to tell when the temperature is too low. Learn the warning signs of this weather related illness and how to prevent it.
- Keep indoor temperatures no lower than 55 degrees. If going outdoors is necessary, dress in layers to stay warm. Wearing two or three thin layers of loose-fitting clothing is warmer than a single layer of thick clothing.

It's a good idea to check on elderly loved ones regularly or, if you live out of town, make arrangements for neighbors to check in and provide their number to call in an emergency. With your help, older adults can enjoy the winter months safely.




# Christmas Word Search



E N O W M E S I N P G I G Y  
 K S A M T S I R H C O I  
 B S L E D D I N G W R N  
 F N A C Y D N A C O N R  
 F H Y Z A Q Y S U I T Q S M A H  
 A R Y P R E I G N E L I E R T A T  
 D P C H I G I N E L I E R T V S E R  
 F S R E A N T A E N M W  
 J E S A N T A E N M W K  
 V K L D L J E N M W S

SANTA  
 SNOWMEN  
 CHRISTMAS  
 PRESENTS  
 ORNAMENTS  
 TREE  
 LIGHTS  
 WREATH  
 REINDEER  
 SLEDDING  
 SNOW  
 CHIMNEY  
 ELVES  
 CAROLS  
 CANDYCANE

1-Gold 2-Green 3-Blue 4-Brown 5-Red 6-Yellow






u a

t

b

s



c

r

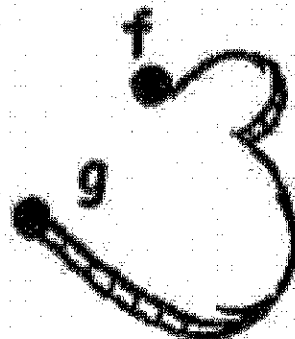
d




e



q



f



p

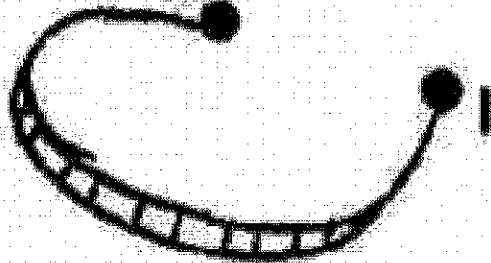
o

n

h

k

m



l

i

j

