


May 2017



Nisqually Pines Community Club

www.nisquallypines.com

**Nisqually Pines
Community Club**

8903 Pepperidge Lane SE
Yelm, WA 98597

Phone: 360-458-7370
Fax: 360-458-7157
Hours of operation:
Monday - Friday, 7:30 to 5 pm

Important Dates:

May 9th
Adjudication 7pm

May 10th
Finance 5:45pm

May 10th
Open Board 6:30pm

May 14th
Mother's Day

May 21st
CERT 6pm

May 27th-29th
Memorial Weekend
Pool Opens 12-8pm

May 29th
Office Closed



Board Elections

June is Election time for 3 board positions.

Cory Parsons

Corey is currently the Vice-President on the board. He is running for a position on the board.

Cory and his wife Melanie have lived in The Pines for 14 years. They are involved in their church and they like to vacation at Disneyland.

Cory likes being part of the board to help out the community. He would appreciate the opportunity to continue to serve you. He hopes he can rely on your vote.

The Board of Directors is currently taking applications to fill two vacant positions.

Come to the office to get an application.

Deadline to turn in application is Friday, May 12th

WHAT DOES IT TAKE TO SERVE ON THE BOARD???

A love for our community.

A willingness to work together with others in the community for the betterment of the association.

One meeting a month and a bit of research time in between.

A desire to learn how an HOA runs and help it run smoothly.

A homeowner (in good standing) for at one year.

Any further attributes that you may have are just icing on the cake.

May 2017

Sun	Mon	Tue	Wed	Thu	Fri	Sat
	1	2	3	4	5	6
7	8	9 Adjudication 7pm	10 Open Board 6:30pm Finance 5:45pm	11	12	13
14 Mother's Day	15	16	17	18	19	20
21 Cert 6pm	22	23	24	25	26	27 Pool Opens 12-8pm
28 Pool Open 12-8pm	29 Pool Open 12-8pm Office Closed	30	31			


Nisqually Pines Community Club Job Openings



We are currently taking applications for Pool Attendants
and River Park Monitors.

First Aid/CPR is required for the pool Position.
Must be 18 yrs. old, pass a back ground check and em-
ployment drug screen. For a job application download
from nisquallypines.com (under the employment tab) or
stop by the office and pick one up.


Upcoming Events



The pool opens
Memorial Day Weekend!

May 27, 28 & 29
12-8pm

Note: open weekends only until
school is out for the summer.



Nisqually Pines
Annual Yard Sale

June 3 & 4
9am-5pm


Make sure you sign up at
the office to get your yard
sale on the map



OPEN BOARD MEETING

**JUNE 14th 6:30pm
CLUBHOUSE**

Special Guest Speaker from the Sheriff's Office
coming to speak to the community about the
good things that are happening in The Pines.
Make sure you mark your calendars.




Thank You!!!

Would like to give all the Volunteers who helped with Easter.

The residents that donated candy and money to make this possible for the kids. Office Staff for stuffing the eggs, Charity Mayerl, Bobbie Locke, Jodie Dawes, Manny for hiding the eggs. April Mayerl for being the Easter Bunny.

Thank You





for your Kindness



Safety Inspection

Fire Marshall was here on Monday April 24th to do an inspection. He went through all the buildings Office, Clubhouse, Water Dept. and Maintenance Building and found no discrepancy.



Drop Box at the Office

The office has a drop box. It is located under the small window. The box is for people who wish to make a payment when the office is not open or when someone is not available at the window to assist you.

Please only money orders and checks are asked to be placed in the drop box. **NOT CASH.** The office is not responsible for your payment if the box is broken into and the cash is taken.



*In Memory Of
Mary Risch*

Mary was a long time resident of The Nisqually Pines.

She was involved with the community and loved to volunteer. She was currently on the Adjudication committee. She had served in the past on The Board of Directors, Events and Finance committee's. Mary enjoyed volunteering for dumpster day's and helping in the office when needed.

We thank Mary for her time and service. She will be greatly missed.

*Celebration of Life will be on June 24th
At the clubhouse*

**Curbside Garbage and Recycling
Rural Garbage Service-LeMay**

Phone: 360-923-0111

Here is the pricing for garbage service in The Pines:

Garbage and Recycling Service for two months \$41.26

35 gallon garbage can pickup every week

96 gallon recycling bin pickup every other week

Glass pickup every four weeks, you provide container

Or

Garbage and Recycling Service for two months \$55.18

65 gallon garbage can pickup every week

96 gallon recycling bin pickup every other week

Glass pickup every four weeks, you provide container

The above prices are before taxes are added.

The dates for recycling glass bottles

May 16th

October 3rd

June 13th

October 31st

July 11th

November 28th

August 8th

December 26th

September 5th

THANK YOU



ATTENTION DOG OWNERS:

Dogs are to be on leashes at all times when outside their fenced yards. This includes all park areas, including River Park, Little Lake Park, playgrounds, clubhouse park area and office area. At the dog run area there are bags for your use. Please pick one up so that you are able to clean up after your dog.

THANK YOU!!



If your dog is lost and you cannot find him/her, you have options to recover your missing pooch:

- Post it on the bulletin board at the Pines Office
- Call the Yelm Veterinary Clinic 458-7707
- Call the Yelm Animal Shelter 458-8438
- Post on the Nisqually Pines Event Page




Rules of Operation:

A representative of the developer and/or contractor must check in with the office prior to construction. Name of the construction firm must be posted at the construction site.

River Park hours

The River Park is for members and their guests only

Any vehicle found in the River Park parking area without a Nisqually Pines Pass will be towed at the owners expense. Parking is allowed only in the park. Any vehicle on or near the road will immediately be towed.



Open year round

Hours are 8am to 7:30pm approximately


Sat & Sun Hours: 11am-7:30pm

No lifeguard on duty - swim at your own risk.

No alcohol permitted on the premises.

No fires or over night camping!

Per Fish and Wildlife Dept. **ONLY** Catch and Release fishing is allowed on the Nisqually River!!



The mornings are starting to become lighter as spring is approaching. However we still need to be careful and watch for the upper grades and the elementary as they walk to the bus stop in the mornings and after school in the afternoon.

Thank You!

General Outdoor Burning Rules

Check Permit Requirements for your area. For instance, all fires within Thurston County require permits.

Do NOT use a burn barrel. Burn Barrels and other burn containers are illegal under state law and their use may result in fines.

Burn only natural vegetation from your own property. Trash burning is illegal and may result in fines up to \$14,915 dollars.

Check the weather prior to starting your burn. Don't burn during air stagnation events nor in windy conditions.

Fires must be attended at all times and must be completely extinguished.

Do NOT create a nuisance. Your are responsible for your fire. Creating smoke, odor, and ash that unreasonably impacts neighbors properties is illegal.

A Word from our Staff

Office Manager: *Charity Mayerl*

Email: cmayerl@nisquallypines.com, Phone: 360-458-7370 Fax: 360-458-7157

Please remember residents you are responsible for your guests, please make sure they follow the rules.

Office Assistant & Property Standards: *Paulette Howard*

Email: propertystandards@nisquallypines.com, Phone: 360-458-7370, Fax: 360-458-7157

Spring has sprung!!

It's time to start mowing and cleaning up uncontrolled weeds & vegetation. Also remember that Basketball Hoops may not be on Pines easements. When not in use they must be on owner's property.

Water Department: *Julie Rhey-Baumann*

Email: waterdept@nisquallypines.com, Phone: 360-458-7393, Fax: 360-458-7157

Back flow testing is happening May 17th & 18th. For residents who have the back flow devices, remember you will have an extra charge on the bill in June.

Please contact water Manager for water shut-off.

Maintenance Department: *Bob Smith and Don*

Email: maintenance@nisquallypines.com, Phone: 360-458-7393, Fax: 360-458-7157

Mowing has begun so please help keep our easements clear of yard debris and litter. Please respect the safety of our maintenance crew, drive slowly by them when they are working in the easements.

THANK YOU!

Board News

Board of Directors

Sherry O'Dell-President, Pool and Clubhouse

Cory Parsons, Water, Maintenance, Security, Office

Larry Martin-Board Member

Michael Koon-River Park

Dayna Brown-Secretary

Board Updates

We meet once a month, meetings have been very productive and we feel we are getting a lot accomplished. However, the additional members would allow us to get more accomplished faster. Please come check out a meeting or two and see what is happening in our community and how you can help!

The port-a-potty's will start to be locked up at dusk and unlocked in the morning when the maintenance gets here. All parks will close at dusk.

Persons with disabilities who require accommodation or alternative means for communication of program information should contact (Nisqually Pines at (360)458-7370) at least eight (8) days in advance of this meeting.

Updates

Treasurer's Report:

Ending Balance for February 2017

General Fund: \$413,947.50

Long Range Plan: \$431,719.01

Water Loan 1 Fund: \$70,934.99

Emergency Fund: \$20,166.78

Key Bank USDA Loan: \$245,939.19

Gold Money Market: \$165,901.22

Twin Star Savings: \$13,204.47

Investment Portfolio: \$239,168.01

Statement not rec'd as of 3/8/17

Grand Total \$1,600,981.17

Committee Happenings

Adjudication

April 1 case- no show Next meeting: May 9, 2017

Members: Phyllis Myers, Theresa Donovan, Rob Parkhill, Luke Clark and Tonie Barton

Contact: Sherry O'Dell

Closed meeting, not open to anyone not directly involved.

Looking for residents in good standing to volunteer on Adjudication Committee

Get an application at the office-Renters can be on Adjudication with the approval of homeowner

Finance

May 10th 5:45pm

Members: Tonie Barton, Sherry O'Dell, Charity Mayerl

Interested in helping on the Finance Committee-Get an application at the office

Must be a member in good standing

Finance committee members needed!!!

Events

Need volunteers to help organize for up coming events. Contact the office if you are interested! Next meeting: Meeting will be decided by how many volunteers call and want to be part of this event. Next event: TBA

Anyone interested in being on Event Planning Committee call the office.

Event planning help, looking for someone to take over events or they will not continue.

Members: Charity Mayerl, Rob Parkhill, Paulette Howard

Contacts: Sherry O'Dell

Most of our committees are small and consist of the same volunteers, please come and listen to what they are working on and see if maybe you can help!

Updates

Property Standards

Last month the following warnings or fines were issued:

17 Thank you's	4 dogs loose
6 fines	3 basket ball stands
17 debris	3 2nd dwelling
2 parking on easement	1 courtesy letter
3 junk vehicle's	

94.1.035 What domestic activities are prohibited in The Pines? No person within the legal boundaries of Nisqually Pines Community Club shall:

- (2) (f) Walking, skateboarding, or riding any wheeled vehicle, including tricycles, bicycles or motor scooters, unreasonably on community roads in a hazardous or reckless manner or to obstruct or impair the flow of traffic.


1st	2nd	3rd	4th	& consecutive offenses
\$100	\$250	\$500	\$1,000	

If you are new to the Pines and do not have a copy of our current Resolution 94-1, please stop by the office to pick up a copy or view online at www.nisquallypines.com.

Speed limit is 20 MPH
Please slow down!

Please watch for children and parent's please remind your children to watch for cars and not to block the roadways. Please slow down and watch for walkers/joggers/bikers

It is staying lighter outside now that spring is upon us however-**PLEASE** be mindful of vehicle traffic!! For your safety, please walk along the edge of the roads or in the easement against oncoming traffic.



Carry a flashlight or wear bright colored clothes so you can be seen easier during the twilight and evening hours.

Bicycle riders— please make sure your reflectors work or you have a light so you are more visible.



C.E.R.T

CERT is looking for members to join them on the last Sunday of every month at 6pm. Learn about emergency preparedness in your community and what you can do to help yourself and your community.

Next Meeting: Sunday
May 21st at 6pm
Clubhouse

PUGET SOUND ENERGY

Call 811 Before You Dig

As summer approaches, you may have plans to start construction and landscaping projects. Your friends at Puget Sound Energy want to remind you about the importance of calling 811 at least two business days prior to any digging. It is the law, and utility-owned lines are located for free.

Whether you are planning to use your employees or hire a contractor, smart digging means calling 811 before each job. Outline your dig area in white paint so that the utilities will know where to mark. Even homeowners digging on their own property must call, if digging deeper than 12 inches.

Don't take a chance. Call 811 before you dig, then dig by hand within 2 feet of the markings.

Visit their [Safety](#) page to learn more about gas and electric safety, and our [Business Services](#) page for all your energy needs.

For questions, please email businessaccounts@pse.com



PARK TRAIL

The trail from Heather to the River Park is "Use at your own risk" due to the storm damage and erosion.



Roadway Litter - Tobacco products, mostly cigarette butts, are the most littered item on U.S. roadways (38%). This is followed by paper (22%) and plastic (19%). Most of the litter on roads and highways is caused by people. Research shows that littering along roadways is generated by the following individual actions: motorists (52%); pedestrians (22.8%); improperly covered truck or cargo loads, including collection vehicles (16.4%); and improperly secured containers, dumpsters, trash cans or residential waste or recycling bins (1.5%)

Non-Roadway Litter - Off the roads and highways, litter originates from many sources, but litter primarily collects at "transition points".

Transition Points are entrances to businesses, transportation, and other places where items must be discarded before entering. Confection (candy, chocolate, gum, etc.) ranks at the top (53.7%) of what is littered at transition points; this is followed by cigarette butts at 29.8%.

Classified Ads

Handy Man

Roof repairs or replacement
Skylight replacement, roof cleaning
Call Wes Craney
360-970-4480

Affordable prices, honest
& efficient.

I'm experienced in painting, texture,
flooring, tiling, carpeting, sheet
rock, etc.

Also outside work: welding, trim-
ming, cutting trees, landscaping,
lawn mowing, pressure washing,
deck repair & mechanic.

Call 360-970-1992

House Cleaning

Jody's house cleaning services
I will clean anything in your home!
I have excellent references
Call Jody at 360-400-3119

Certified in home Provider
Seeking Clients or
housekeeping jobs

Rides to appointments or chores
Honest and dependable
Will work by the hour or the job
Call Julie 253-380-5290

Caregiver Wanted

Looking for someone
part-time caregiving for a
disabled adult
Contact Laurie
(253)441-5806

For Sale

Desk top computer
\$100
(360)454-0993

For Sale

1993 California Cougar
Coupe
\$500 OBO Sold as is!!
Leave message and phone
number
(253)906-0430

For Sale

Cord to Cord 1/2
firewood
\$75
(360)960-1526

For Sale

Go Go Mobility Cart
By Pride
Original Cost \$800
Asking \$500 O.B.O.
(360)400-3627

For Sale By Owner

1984 Skyline 3 BR 2 BA dou-
ble-wide manufactured home,
44'X24'. Modified for wide
wheelchair access, with ramp,
new metal roof and all dou-
ble-paned vinyl windows were
installed 5 years ago.

\$20,000.00: Take it away!
Contact Lee at (253)686-5106
(text OK) or [tamara.paint-
er@hotmail.com](mailto:tamara.painter@hotmail.com)

For details

Lee/Leroy Painter-Smith

OPEN PUBLIC

BINGO

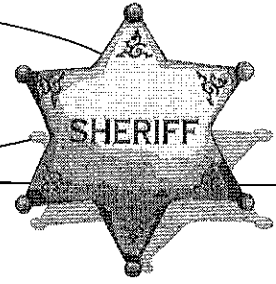
NISQUALLY

MOOSE LODGE

Monday's at 6:30pm
1117 Yelm Ave. W
(360)458-3381

To advertise
here contact the
office staff
360.458.7370

Police Blotter

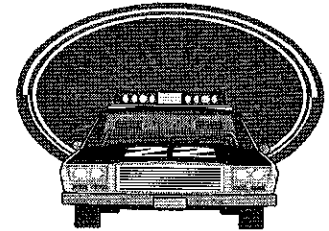


March

- 27-Routine Patrol
- 28-Routine Patrol
- 30-Routine Patrol, field interview Silverbell Court, public service Heather Lane
- 31-Routine Patrol, suspicious circumstances Pepperidge Lane, trespass Thuja Ave.

April

- 1- Routine Patrol
- 2- Routine Patrol, trespassing on Thuja Ave.
- 4- Routine Patrol
- 5- Routine Patrol, traffic stop verbal given
- 6- Routine Patrol, welfare check Suntime Ct
- 8- Routine Patrol, suspicious circumstance Heather Lane
- 9- Routine Patrol, traffic stop Port Orford/Wilkensen, suspicious circumstance Pepperidge Lane
- 10-Routine Patrol, traffic stop Port Orford ticket, traffic stop Port Orford warning
- 14-Routine Patrol
- 14-Routine Patrol, traffic stop entrance, River Park parking violation X 3,
- 15-Routine Patrol
- 16-Routine Patrol
- 17-Routine Patrol
- 18-Routine Patrol, burglary on Pepperidge Lane suspect in custody
- 19-Routine Patrol,



Routine Patrol means house checks, Clubhouse, River Park, Office and area patrol. If you see something suspicious, call 911. Don't wait until the next day and call the Pines Office.

****Please note that if you call the Sheriff and they aren't in the Pines on our time, their response time will vary on type of emergency. ****

The non-emergency number for the sheriff is 360-704-2740 Please lock doors and don't leave valuables in your vehicles. If you are going on vacation, you can have the sheriff check your house to make sure it is secure.


Fill out a vacation request form at the office.

Since we have the Thurston County Sheriff in The Pines we have seen less criminal activity.

One of the Deputy's that's on call in The Pines is looking to retire here.

Created by NPCC Staff and Board of Directors.
If you have anything you would like to see more or less of,
please let us know!!

Deadline is the 20th of the month.




Able Concrete, LLC
ABLECC1854D3

John Orr - Owner
Yelm, Washington
Call: 360-628-4132

jaorr@ableconcretewa.com
www.ableconcretewa.com

"Your Local Re/Max office"

COUNTRY
Property Management & Real Estate Services



206 West Yelm Ave. Yelm, WA 98597

Michelle (Micki) Easterly
Property Manager/Realtor

253-831-2680 / 360-400-3475
www.YelmWaRealEstateAgent.com

Paid Advertisement

Water Heater Flush - How to Flush a Gas or Electric Water Heater

Water heater manufacturers recommend flushing sediment from your storage type water heater periodically.

How often your model needs to be flushed depends upon the quality of the water in your area. Areas with high mineral content will have to flush more often.

How to Flush Your Water Heater

CAUTION: When flushing your water heater there is danger of being scalded. Be careful and keep children and pets away during the procedure.

Water heater manufacturers recommend flushing sediment from your storage type water heater periodically. How often your model needs to be flushed depends upon the quality of the water in your area. Areas with high mineral content will have to flush more often.

What is sediment, and why is it a problem? The sediment is sand or other grit from a well, or any other material that has gotten into the municipal water mains. Sediment can also come into your home after the water company flushes out their lines.

Over time, your heater can accumulate this sediment consisting of sand, gravel, grit, and various mineral deposits. This buildup can reduce the amount your water heater holds, create a variety of interesting noises, and reduce the efficiency of your unit. The buildup of sediment at the bottom can harden and sometimes clog the drain valve.

Cleaning this sediment from out of your water heater is not particularly difficult; here is how to do it.

If your water heater is gas, set the gas valve to "Pilot" to prevent the burners from coming on while you are flushing it. If your heater is electric be sure to turn off the circuit breakers. With an electric water heater, if the water level drops below the heating elements and the thermostat turns the elements on, the heating elements will probably burn out quite rapidly.

1. Connect a garden hose to the drain valve at the bottom of the tank. Make sure the outlet of the hose is in a safe area away from pets and children. It can be very hot and can scald quickly.
2. Close the shut off valve on the cold inlet to the water heater. Carefully open the temperature/pressure relief valve at the top of the tank by lifting the lever. Leave the valve open.
3. Open the drain valve at the bottom of the heater allowing the water to flow out through the garden hose. If the sediment is clogging the drain valve then try closing the temperature/pressure relief valve and turn the cold inlet valve back on to "power flush" the sediment out.
4. In some cases the sediment hardens into large chunks that can block the drain valve. If so, then wait until everything cools down, remove the garden hose from the drain valve, remove the valve if necessary, and use a long screw driver to break up the clog. This is a very messy procedure.
5. When the garden hose runs clear you are finished.
6. Close the drain valve at the bottom of the tank and remove the garden hose.
7. Close the pressure relief valve at the top of the tank if it is still open, and turn the cold inlet valve back on.
8. Open a hot water faucet in your house, and let it run until no air bubbles come out.
9. Turn the heater back on, and with gas units re-light the pilot light if necessary.

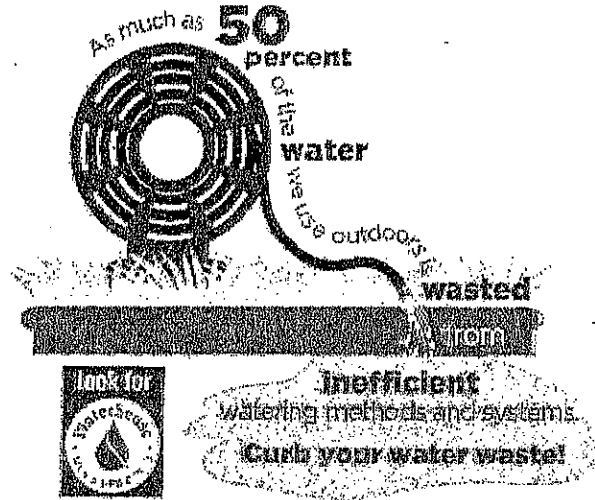


[Ecology home](#) > [Water Resources](#) > Water conservation: It all starts with you

Water conservation: It all starts with you

Water conservation, using water efficiently and avoiding waste, is essential to ensure that we have adequate water today and into the future.

Water is a finite resource and the supplies on Earth today are no more than what was here at the beginning of the planet. It is up to all of us to use the water we have wisely, and it is as simple as each of us making small changes. Make conserving water a daily part of your life. And remember when you save water, you save energy and money!



Indoors

Bathroom: What you can do behind closed doors

Over half the water use inside a home takes place in the bathroom.



- Turn off the water while shaving or brushing teeth. (Savings: up to 4 gallons a minute, or up to 200 gallons a week for a family of four!)
- Take short showers instead of tub baths; showers use less water. (If you keep your showers to under 5 minutes you'll save up to 1,000 gallons a month.)
- If you do take a bath, be sure to plug the drain right away and adjust the temperature as you fill the tub.
- Don't use your toilet as a wastebasket. Use a leak-free, high efficiency toilet. (Toilets are by far the main source of water use in the home: nearly 30 percent of residential indoor water consumption.)
- When washing your hands, turn off the water while you lather.

Kitchen: Cook up some real water savings



- Wash only full loads of dishes, and select the appropriate water level or load size option on the dishwasher.
- Do not use water to defrost frozen foods; thaw foods in the refrigerator overnight.
- Scrape, rather than rinse dishes before loading them into the dishwasher.
- Compost food waste instead of using the garbage disposal or throwing it in the trash.
- Keep drinking water in the refrigerator instead of letting the faucet run until the water is cool.

Laundry: Rinse out some real money savings



- Wash only full loads of laundry or use the appropriate water level or load size selection on the washing machine.
- Consider purchasing a high efficiency washing machine, which can save over 50 percent in laundry water and energy use.

Fix leaks: Always and everywhere



- You can significantly reduce water use by simply repairing leaks in fixtures (faucets and showerheads), pipes, and toilets. A leaky faucet wastes gallons of water in a short period of time. A leaky toilet can waste 200 gallons per day. That would be like flushing your toilet more than 50 times for no reason!

Outdoors

Of the estimated 29 billion gallons of water used daily by households in the United States, nearly 9 billion gallons (30 percent) is used outdoors. In the hot summer months, or in dry climates, a household's outdoor water use can be as high as 70 percent.



- Native and drought tolerant plants can make a beautiful alternative to unused turf areas in your yard. WSU Cooperative Extension has many resources to assist home gardeners with landscaping using native plants.
- Purchase an inexpensive hose timer to avoid over-watering. Soaker hoses are also a great option for avoiding evaporation.
- Collecting rainwater to use on your landscape can help you save water outdoors.
- Many local water providers offer rebates on efficient irrigation devices.
- Use a broom or electric blower to clean driveways and sidewalks, rather than hosing them off.
- When washing your car, use an adjustable nozzle or sprayer and turn off the water stream while soaping your vehicle.

Can't get enough water saving ideas?

Additional resources

- 100+ Ways to Conserve - Water Use it Wisely has nearly 200 water-saving tips, for a variety of settings (indoor, outdoor, office etc.)
- How to Save Water - Grace Communications Foundation has tips for saving water, including shopping smarter and food choices.
- Saving Water Partnership - Seattle and participating water utilities; includes information for both residential and business water use.
- Water Smart, not Water Short - 5 ways to secure water for Washington's future. Ecology publication #09-11-008

Note: Most water utilities have conservation programs, including rebates on water-efficient appliances. Check your local utility website.

Hummingbird Nectar Recipe

Courtesy of www.hummingbird-guide.com

Isn't It Sweet!

Here is a homemade hummingbird nectar recipe to use now that you have purchased several hummingbird feeders and decided where to hang them.

A Homemade Nectar Recipe:

- * **Step 1:** Bring 1 cup of water to a boil.
- * **Step 2:** Add 1/4 cup of white granulated sugar.
- * **Step 3:** Stir well until the sugar is dissolved.
- * **Step 4:** Boil this mixture for 2 minutes to help prevent it from spoiling too rapidly.
- * **Step 5:** Allow to thoroughly cool.
- * **Step 6:** Pour into a clean hummingbird feeder.

Tips:

- * Use a larger 4 parts water to 1 part sugar mixture to make a bigger batch of nectar.
- * You can store the unused nectar in the refrigerator for 2 weeks.
- * Do not use honey as this can cause a fatal infection to a hummingbird's tongue.
- * Artificial sweeteners or sugars have no nutritional value. Please don't use them.
- * Red dyes are not necessary and some may be unhealthy.
- * Remember to clean your feeder regularly.
- * Change the nectar once a week and more often in hot weather.
- * **NOTE:** A sugar water mixture can quickly ferment in the heat and sun causing bacteria and mold.

We have been using this nectar recipe for years and we have had many hungry birds at our feeders.

We hope your feeders will be as busy with hummingbirds enjoying this delectable treat!