

November 2023



Nisqually Pines Community Club

www.nisquallypines.com

Nisqually Pines
Community Club

8903 Pepperidge Lane SE
Yelm, WA 98597

Phone: 360-458-7370

Fax: 360-458-7157

Hours of operation:

Important Dates:

November 1st
Study Session
6:30pm


November 10th
Veterans Breakfast
Clubhouse 8-10am

November 10th
Office Closed

November 14th
Adjudication 7pm

November 15th
Open Board 6:30pm

November 23 & 24
Office Closed



VETERAN'S BREAKFAST

PLEASE JOIN US FOR THE 13TH ANNUAL COMMUNITY SPONSORED PANCAKE BREAKFAST TO HONOR YOU!!!

WHEN: FRIDAY NOVEMBER 10TH

Where: NISQUALLY PINES CLUBHOUSE

TIME: BEGIN SERVING AT 8AM

WE WILL BE SERVING PANCAKES, EGGS, HAM, COFFEE,
TEA AND JUICE

COMMUNITY MEMBERS ARE INVITED TO COME
AND VOLUNTEER

EVERY VETERAN AND THEIR FAMILY ARE INVITED TO
PARTICIPATE



HOLIDAY HELP!!!

The office will be collecting non-perishable food items for holiday baskets. Fresh fruit should wait until closer to deadline. Please make sure the dates on the cans and boxes are current. We are currently taking nominations of the baskets. The number of families depend on the number of donations.

Thank You!!!!


November 2023

Sun	Mon	Tue	Wed	Thu	Fri	Sat
			1 Study Session 6:30pm	2	3	4
5 Fall Back Turn clocks back 1 hour	6 Yard Waste	7 Garbage, Recycle	8	9	10 Office Closed Veteran's Break- fast Clubhouse 8-10am	11 Veteran's Day
12	13	14 Adjudication 7pm Garbage	15 Open Board 6:30pm	16	17	18
19	20 Yard Waste	21 Garbage, recycle glass	22	23 Thanksgiving Office Closed	24 Office Closed	25
26	27	28 Garbage	29	30		



Thank you to all that donated Halloween Candy and the few that decorated their trunks!!

The staff bagged over 200 bags of candy to hand out to the kids in our community.




Daylight Savings Time
Sunday November 5th

Please remember to turn your clocks back an hour and change the batteries in your smoke detectors!!!

OWNERS!!! If you are going out of town, have a vacant home or rental property, Please have your water shut off while your home sits vacant.

At any time a leak may occur and it can be very costly!!!



Resource Phone Numbers

St. Columban Catholic Church-(360)458-1904
Community Action Council-(360)438-1100
Energy Assistance-(425)388-3880

Knights of Columbus-Tuesday & Thursday 6-8pm Have 200 coats all sizes to give away

Hot Dinner To Go

Emanuel Lutheran Church
206 3rd St. S.E. Yelm
Tuesdays 6pm

Yelm Prairie Christian Center
501 N.E. 103rd Ave. Yelm
Thursdays 6pm

Crossroads-Lord's Table-(360)400-7877
11520 Bald Hills Rd
Every Saturday 6pm

Food Locations

Yelm Community Services (UCBO)-(360)458-7000
624 Crystal Springs Rd.
Food, Clothing & Housing

Yelm Prairie Christian Center-(360)458-7564
501-103rd Ave S.E.

Crossroads Community Church-(360)400-7877
11520 Bald Hills Rd.
Food Bank & Clothing

First Baptist Church
602 103rd Ave. S.E.-Mondays 11am-1pm
(For emergency needs you can call the church office at 360-458-5767)
Food & Clothing Bank

Rainier Emergency Food Center
11318 Vail Cut-off Rd-Rainier
Wednesday & Saturdays 9:30am-12pm

Emergency Numbers

Nisqually Pines Water Emergency After Hours Number-(360)507-1686

Thurston County Non-Emergency Number

(360)704-2740

F.Y.I

Used eyeglass lying around the house and would like to find a new home for them. Here is a few places that will take the eyeglasses.

- 1) Carlson Cabin- 301 W Yelm Ave across from Yelm Middle School ball fields. Drop box on porch
- 2) Wal-Mart Optometry inside the store
- 3) Yelm Senior Center-16530 103rd Ave. S.E. 360-458-7733
- 4) American Legion-16733 103rd Ave S.E. (360)458-3230



UNUSED MEDICATION DROP OFF

- 1) Rite-Aid-drop box inside next to the pharmacy
909 Yelm Avenue E
360-458-9011
- 2) County Wide Drop Boxes
Albertsons, Rite-Aid, Safeway and Wal-Mart
- 3) website: thurstonmedicationtakeback.org



Recycle LED Light Bulbs

Yelm City Hall-106 2nd Street S.E. (360) 458-3244
Green/White Box inside

Waste & Recovery Center-Hazo-House
2420 Hogum Bay Rd. N.E.

Open 8am-4:45pm

Limit 10 tubes or bulbs and 15 ballasts per day

No broken or taped bulbs accepted

Transport in original boxes if possible

NISQUALLY PINES COMMUNITY CLUB

Looking for a place to have a meeting, birthday parties, Valentines, St. Patrick's, Easter, Cinco De Mayo, Halloween, Thanksgiving dinner or Christmas Parties?

We have 18 tables for use and 64 chairs some are folding and regular. We have a fully useable kitchen with all the amenities. The main room comes with a TV, cable and Wi-Fi. There is also a pull down screen for watching slides or old movies on.

Just bring your own projector.

Fees are as follows:

Members: Full Day (7am-1am) \$75 rental \$150 refundable cleaning deposit= \$225

Two hours \$25 deposit plus \$75 refundable cleaning deposit
Alcohol Deposit-\$100 if no damage is refundable

Members Sponsoring Non-Members:

Full Day (7am-1am) \$150 deposit \$150 refundable cleaning deposit

Two hours \$35 plus \$100 refundable cleaning deposit (not more than one in a three month period)

Clubs & Organizations: Weekly meetings-\$100 per month plus refundable cleaning deposit of \$150. No more than one two hour meetings per week.

Monthly Meetings: \$35 per month plus refundable cleaning deposit of \$150. No more than one two hour meetings per month.

Additional refundable deposit of \$100 for any event having alcohol. As long as there is no alcohol related damage the deposit will be refunded. Banquet permit is required at time of walk through.

FYI

Dumpster Days


Dumpster Days was voted down by the community in 2015-2016. Not sure when or if it will be put back on the ballot for the community to vote on. So with that being said if you have mattresses, plumbing items, carpet scraps, broken toys, furniture, miscellaneous items please take it to the dump. Here are the names, addresses and phone numbers of the dumps.

Rainier Dump: Open Friday-Sunday 9am-5pm
13010 Rainier Acres Rd. S.E. in Rainier
(360)867-2491

Thurston County Waste & Recovery Center:
Open Mon-Fri 7am-4:45pm & Sat-Sun 8am-4:45pm
2420 Hogum Bay in Olympia
(360)786-5494



Recycle Used Car Oil



Walmart
17100 WA-507
(360) 400-5823

Auto Zone
1208 E Yelm Ave.
(360) 458-2880

O'Reilly Auto Parts
Nisqually Plaza
902 N.E. Algiers Rd
(360)458-2323

Curbside Garbage and Recycling

Rural Garbage Service-LeMay

Phone: 360-923-0111

Here is the pricing for garbage service in The Pines:

Garbage and Recycling Service for two months \$42.06

35 gallon garbage can pickup every week

96 gallon recycling bin pickup every other week

Glass pickup every four weeks, you provide container

Or

Garbage and Recycling Service for two months \$56.42

65 gallon garbage can pickup every week

96 gallon recycling bin pickup every other week

Glass pickup every four weeks, you provide container

The above prices are before taxes are added.

The dates for recycling glass bottles

November 21st


December 19th



ATTENTION DOG OWNERS

Dogs are to be on leashes at all times when outside of their fenced yards. This includes all park areas, including River Park, Little Lake Park, playgrounds, clubhouse park area and office area. At the dog run there are bags for your use. Please pick one up so that you are able to clean up after your dog.

THANK YOU!!!!



If your dog is lost and you cannot find him/her, you have options to recover your missing pooch:

Post it on the bulletin board at the Pines Office

Call the Yelm Veterinary Clinic 360-458-7707

Post on the Nisqually Pines Event Page

If your pet is Microchipped makes it easier to return to the owner



F.Y.I.

Animal Services

3120 Martin Way

Olympia, WA

(360)352-2510

Closed on Mondays

**There is no charge for dropping off
stray animals at the shelter.**

River Park hours

The River Park is for members and their guests only

Any vehicle found in the River Park parking area without a Nisqually Pines Pass will be towed at the owners expense. Parking is allowed only in the park. Any vehicle on or near the road will immediately be towed.

Open year round

Hours are 8am to 8:30pm approximately

Sat & Sun Hours: 11am-8:30pm



No lifeguard on duty - swim at your own risk.

No alcohol permitted on the premises.

No fires or over night camping!

Per Fish and Wildlife Dept. **ONLY** Catch and Release fishing is allowed on the Nisqually River!!

WA Dept. of Fish & Wildlife phone # (360)902-2200




shutterstock - 282366986

Mornings are staying dark as the middle & high schoolers walk to the bus stop.

Elementary children still have daylight as they wait for the bus.

Let's remember to drive slow and watch for children on the street and at bus stops.


SPEED LIMIT



Please renew your burn permit. You can go online at www.orcaa.org

Residential Fires: Burning of yard and garden debris , such as leaves, weeds, pruning's and garden refuse. **NO HOUSEHOLD GARBAGE OR FURNITURE, PLASTIC, TREATED WOOD ETC.**

DO NOT USE A BURN BARREL. Burn barrels and other burn containers are illegal under state law and their use may result in fines.



A Word from our Staff

Office Manager: Charity Mayerl

Email: cmmayerl@nisquallypines.com, Phone: 360-458-7370 Fax: 360-458-7157

A new budget year is upon us, help us by paying your dues on time, avoiding late fees, fines and water shut offs.

Office Assistant & Property Standards: Paulette Howard

Email: propertystandards@nisquallypines.com, Phone: 360-458-7370, Fax: 360-458-7157

Please do not leave fires unattended!!!

Have a water source available

Make sure to renew your burn permit online at

www.orcaa

Water Department: Julie Rhey-Baumann

Email: waterdept@nisquallypines.com, Phone: 360-458-7393, Fax: 360-458-7157

Water Meters: Please check your water bill on your usage for abnormal now or high usage. We try to catch leaks and dead meters during readings but some get by us. We will be glad to come out and check the meter for you!

Please contact water Manager for water shut-offs

Maintenance Department: Robert Moore & Jim Cunningham

Email: maintenance@nisquallypines.com, Phone: 360-458-7393, Fax: 360-458-7157

Respect your community, please clean up after your pets!

Pet waste is hazardous to our water system!

Thank you!

Tips from our Water Manager

Culverts:

The culverts under your driveway are YOUR responsibility to keep cleaned out of all debris, Please clear them so rain water will flow in the proper direction.

Gutters:

Time to clean out those gutters, so they won't overflow, wicking up the plywood on the roof causing rotting of the wood. Also make sure the water is running through the down spout to the ground.

Water Shut Offs:

In case of a water emergency, do you know where your water shut off to your house is? All houses should have a shut off of their own for their home. If you don't know where yours is, you may want to call a local plumber to install one. They can be put it in pretty easy right where your water line comes into the house. The meter box is Nisqually Pines shut off and should not be accessed by the homeowner.

Garbage Cans:

Your garbage service is on Tuesday, that means there should not be any garbage cans on the road or The Pines right-of-way on Wednesday.

Questions? Contact Julie at 360-458-7393 or waterdept@nisquallypines.com

Board News

Board of Directors

Cory Parsons-President, Maintenance/Water Contact, Office Contact

Sherry O'Dell-Vice-President, Clubhouse

Michael Cui-Treasurer

Alyssia Howard-Secretary, River Park Contact

Dino Ulstead-Board Member, River Park Contact

Roxanne Yaconetti-Board Member, Pool Contact

Updates

Treasurer's Report:

Ending Balance for September 2023

General Fund: \$198,218.54

(Primary Operation/Maintenance account)

Long Range Plan: \$922,667.77

(Capital Improvement)

Long Range Plan Major Repair Reserve: \$121,016.49

(Major Repairs)

Emergency Fund: \$20,346.22

(Held for emergency use only)

Key Bank USDA Loan: \$100,264.34

(USDA Debt Service Account)

Gold Money Market: \$103,895.85

(USDA Reserve Account-Required for Loan)

Twin Star Savings: \$72,147.15

(Dividends transferred from Cetera)

Investment Portfolio: \$217,836.01

(Cetera/Olympia investment account)

Operating Petty Cash \$175.00

Pool Petty Cash \$0

Grand Total \$1,756,567.37

Committee Happenings

Adjudication

October meeting: 2 case's both resolved Next meeting: November 14, 2023

Members: Theresa Donovan, John Clements, Stacey Turnbull, Rose Totten

Contact:: Sherry O'Dell

Closed meeting, not open to anyone not directly involved.

Looking for residents in good standing to volunteer on Adjudication Committee

Get an application at the office-Renters can be on Adjudication with the approval of homeowner

Finance

TBA

Members:

Interested in helping on the Finance Committee-Get an application at the office

Must be a member in good standing

Finance committee members needed!!!

Events

Need volunteers to help organize for up coming events. Contact the office if you are interested! Next meeting: Meeting will be decided by how many volunteers call and want to be part of this event. Veteran's Breakfast November 10th starts 8-10am

Anyone interested in being on Event Planning Committee call the office.

Event planning help, looking for someone to take over events or they will not continue.

Members: John & Sherry O'Dell, Charity Mayerl

Most of our committees are small and consist of the same volunteers, please come and listen to what they are working on and see if maybe you can help!

Updates

Property Standards

Last month the following warnings or fines were issued:

30 Thank you's	2 grass & blackberry briars
16 debris	1 fire unattended
2 fine's	4 nuisance's
10 parking and items on easement	1 water leak
1 toxic burning	2 dog's
2 junk vehicle's	
5 more than 5 vehicles	
3 2nd dwelling	

94.1A.023 Any one of the following is considered an eyesore appearance of the exterior of home, outbuildings, and carports.

- 1. Accumulation of moss or mold on the exterior walls of the home, outbuilding, or carport. Roofs are excluded.**
- 2. Siding separating from the home, outbuilding, or carport**
- 3. Broken windows**
- 4. Gutters and down spouts falling down**
- 5. Broken porches or patio covers**
- 6. Broken fences**
- 7. Peeling paint on structures**

Thanksgiving Day Foods

For Your Dog Do's and Don'ts

Do


Turkey
Pumpkin
Sweet Potato
Cranberries
Carrots
Green Beans



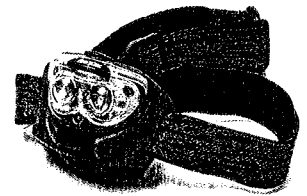
Don't

Garlic, Onions
Gravy
Marshmallow
Turkey Skin
Raisins, Grapes
Stuffing



With daylight decreasing a little each day we still need to pay attention as we are out and about- **PLEASE** be mindful of vehicle traffic!! For your safety, please walk along the edge of the roads or in the easement against oncoming traffic.



Carry a flashlight, head lamp or wear bright colored clothes so you can be seen easier during the twilight and evening hours.



Bicycle riders— please make sure your reflectors work or you have a light so you are more visible.




Car Owners- Check your front headlights, rear taillights and brake lights to make sure that they are in working condition.



When walking or riding a bike please wear bright clothing or reflective tape and/or carry a flashlight.

Remember it is hard for cars to see you at night if you are wearing dark colored clothing.

Thank You!!



PUGET SOUND ENERGY

Call 811 Before You Dig


Fall has arrived and you may still have plans to start construction and landscaping projects. Your friends at Puget Sound Energy want to remind you about the importance of calling 811 at least two business days prior to any digging. It is the law, and utility-owned lines are located for free.

Whether you are planning to use your employees or hire a contractor, start digging means calling 811 before each job. Outline your dig area in white paint so that the utilities will know where to mark. Even homeowners digging on their own property must call, if digging deeper than 12 inches.

Don't take a chance. Call 811 before you dig, then dig by hand within 2 feet of the markings.

Visit their Safety page to learn more about gas and electric safety, and our Business Services page for all your energy needs.

For questions, please email businessaccounts@pse.com



PARK TRAIL

The trail from Heather to the River Park is "Use at your own risk" due to the storm damage and erosion.



LITTERING:

50% of litter is cigarette butts
It can take anywhere from 18
months to 10 years for a cigarette
filter to decompose

Classified Ads

Handy Man

Roof repairs or replacement
Skylight replacement, roof cleaning
Call Wes Craney
360-970-4480

Affordable prices, honest
& efficient.

I'm experienced in painting, texture,
flooring, tiling, carpeting, sheet
rock, etc.

Also outside work: welding, trim-
ming, cutting trees, landscaping,
lawn mowing, pressure washing,
deck repair & mechanic.

Call 360-970-1992

For Sale

1 solid wood dresser \$200

If interested call
(360)464-0993

Free

Working dryer
Pick-up only

Call (646)599-7814
Dora Henson

OPEN PUBLIC

BINGO AT

NISQUALLY

MOOSE LODGE

Monday's at 6:30pm

1117 Yelm Ave. W

(360)458-3381

REMINDER

Quiet hours are from

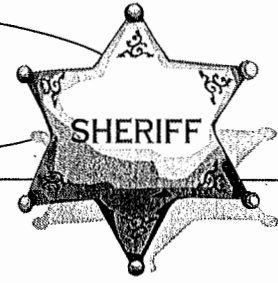
10pm-7am

7 days a week



To advertise
here contact the
office staff
360.458.7370

Police Blotter




September

29-Routine Patrol

30-Routine Patrol, talked with resident and children they got to see the car and lights and left w/stickers on Snowbell Court

October

24-Routine Patrol



Routine Patrol means house checks, Clubhouse, River Park, Office and area patrol. If you see something suspicious, call 911. Don't wait until the next day and call the Pines Office. **Please note that if you call the Sheriff and they aren't in the Pines on our time, their response time will vary on type of emergency. **

The non-emergency number for the sheriff is 360-704-2740 Please lock doors and don't leave valuables in your vehicles. If you are going on vacation, you can have the sheriff check your house to make sure it is secure.

Fill out a vacation request form at the office.

Since we have the Thurston County Sheriff in The Pines we have seen less criminal activity.

Suspicious Activity contact Thurston County Narcotics Task Force
Website: co.thurston.wa.us

SEPTIC SERVICES

**Just a Friendly Service Reminder
County Guidelines Suggest
The Average Septic Tank Needs to be Pumped
at Least Every 3 Years...**



VAC-TEC LLC.

SEPTIC & DRAIN CLEANING

Local Family Owned
and Operated
Call For a Free
Quote
(253) 268-0322

Septic Pump Special
\$50 OFF
Septic Tank Pumping
Complete & Clean Service
Up to 1200 gallon tank - larger tanks extra.
Cannot be combined with any other offer/special
Use coupon code 3YR18

Visit us at vactecseptic.com

Our records indicate it is time to service your septic system. We recommend cleaning and inspecting your septic system every 3-4 years, to insure that it continues to function properly.

See Other Side for More Info

SEPTIC SERVICES

SEPTIC TANK PUMPING

**USE THIS GUIDE TO DETERMINE
WHEN SERVICE IS NEEDED**
Recommended Pumping intervals
*Time may vary by Usage

# of People	Years (between pumps)
2-4	3
5	2
6	1.5

VAC-TEC LLC.

SEPTIC & DRAIN CLEANING

Local Family Owned and Operated
Call For a Free Quote
(253) 268-0322

**Emergency
Service Available**

Residential & Commercial

- SEPTIC TANK PUMPING
- O&M RSS INSPECTIONS
- DRAINFIELD REPAIR & RENOVATION
- OPERATIONS & MAINTENANCE
- HOME SALES
- SEPTIC TANK INSPECTIONS
- SEPTIC INSTALLATION & REPAIR
- RESIDENTIAL
- COMMERCIAL

PO Box 73583
Puyallup, WA 98373

PRESENT STD.
U.S. POSTAGE
PAID
Orlmg, WA
#8

Paid Advertisement

Water Heater Flush - How to Flush a Gas or Electric Water Heater

Water heater manufacturers recommend flushing sediment from your storage type water heater periodically. How often your model needs to be flushed depends upon the quality of the water in your area. Areas with high mineral content will have to flush more often.

How to Flush Your Water Heater

CAUTION: When flushing your water heater there is danger of being scalded. Be careful and keep children and pets away during the procedure.

Water heater manufacturers recommend flushing sediment from your storage type water heater periodically. How often your model needs to be flushed depends upon the quality of the water in your area. Areas with high mineral content will have to flush more often.

What is sediment, and why is it a problem? The sediment is sand or other grit from a well, or any other material that has gotten into the municipal water mains. Sediment can also come into your home after the water company flushes out their lines.

Over time, your heater can accumulate this sediment consisting of sand, gravel, grit, and various mineral deposits. This buildup can reduce the amount your water heater holds, create a variety of interesting noises, and reduce the efficiency of your unit. The buildup of sediment at the bottom can harden and sometimes clog the drain valve.

Cleaning this sediment from out of your water heater is not particularly difficult, here is how to do it.

If your water heater is gas, set the gas valve to "Pilot" to prevent the burners from coming on while you are flushing it. If your heater is electric be sure to turn off the circuit breakers. With an electric water heater, if the water level drops below the heating

elements and the thermostat turns the elements on, the heating elements will probably burn out quite rapidly.

Connect a garden hose to the drain valve at the bottom of the tank. Make sure the outlet of the hose is in a safe area away from pets and children. It can be very hot and can scald quickly

Close the shut off valve on the cold inlet to the water heater.

Carefully open the temperature/pressure relief valve at the top of the tank by lifting the lever. Leave the valve open.

Open the drain valve at the bottom of the heater allowing the water to flow out through the garden hose. If the sediment is clogging the drain valve then try closing the temperature/pressure relief valve and turn the cold inlet valve back on to "power flush" the sediment out.

In some cases the sediment hardens into large chunks that can block the drain valve. If so, then wait until everything cools down, remove the garden hose from the drain valve, remove the valve if necessary, and use a long screw driver to break up the clog. This is a very messy procedure.

When the garden hose runs clear you are finished.

Close the drain valve at the bottom of the tank and remove the garden hose.

Close the pressure relief valve at the top of the tank if it is still open, and turn the cold inlet valve back on.

Open a hot water faucet in your house, and let it run until no air bubbles come out.

Turn the heater back on, and with gas units re-light the pilot light if necessary.
