


November 2017



# Nisqually Pines Community Club

[www.nisquallypines.com](http://www.nisquallypines.com)

Nisqually Pines  
Community Club

8903 Pepperidge Lane SE  
Yelm, WA 98597

Phone: 360-458-7370  
Fax: 360-458-7157  
Hours of operation:

Important Dates:

November 8th  
Open Board 6:30pm

November 10th  
Office Closed  
Veterans Breakfast  
8-11am

November 14th  
Adjudication 7pm

November 15th  
Town Meeting  
6:30pm

November 19th  
Thanksgiving Pot  
luck @ Clubhouse  
5pm

November 23rd  
Office Closed  
Thanksgiving

November 24th  
Office Closed

November 26th  
CERT 6pm



## CALLING ALL VETERANS

PLEASE JOIN US FOR THE 7TH ANNUAL COMMUNITY SPONSORED PANCAKE BREAKFAST TO HONOR YOU!!

WHEN: FRIDAY NOVEMBER 10TH  
WHERE: NISQUALLY PINES CLUBHOUSE  
TIME: BEGIN SERVING AT 8AM

WE WILL BE SERVING PANCAKES, EGGS, HAM, COFFEE, TEA AND JUICE


ALL COMMUNITY MEMBERS ARE INVITED TO HELP US CELEBRATE OUR VETERANS!!

### Holiday Help!!!

The office will be collecting non perishable food items for holiday baskets.


Fresh fruit should wait until closer to deadline. Please make sure the dates on the cans and boxes are current. We are currently taking nominations at the office for recipients of the baskets. The number of families will depend on the number of donations.

THANK YOU!!



# November 2017

Sun	Mon	Tue	Wed	Thu	Fri	Sat
			1	2	3	4
5 Turn Clock Back 1 hour	6	7	8 Open Board 6:30pm	9	10 Office Closed Veterans Breakfast 8-11am	11 Veterans Day
12	13	14 Adjudication 7pm	15 Town Meeting 6:30pm	16	17	18
19 Thanksgiving Potluck 5pm	20	21	22	23 Thanksgiving Office Closed	24 Office Closed	25
26 CERT 6pm	27	28	29	30		



Thank you to all that donated Halloween candy. Our staff and volunteers bagged over 200 bags of candy to hand out to the kids of the community.

**THANK YOU!!**




**Daylight Savings Time-Sunday November 5th**

**Please remember to turn your clocks back an hour and change the batteries in your smoke detectors!!!!**



**OWNERS!!!** If you are going out of town, have a vacant home or rental property-**PLEASE** have your water shut off while your home sits vacant. At any time a leak may occur and it can be very costly!!



# NISQUALLY PINES COMMUNITY CLUB "CLUBHOUSE"

Looking for a place to have a meeting, birthday parties, Halloween party,  
Thanksgiving Dinner or Christmas Parties?

We have 18 tables for use and 64 chairs some are folding and regular.  
We have a fully useable kitchen with all the amenities. The main room  
comes with a TV, cable and Wi-Fi. There is also a pull down screen for  
watching slides or old movies on. Just need to bring your own projector.

Fees are as follows:

**Members:** Full Day (7:00am to 1:00am) \$75.00 plus \$150.00

Refundable cleaning deposit = \$225.00

Two hours \$25.00 plus \$75.00 refundable cleaning deposit

**Members Sponsoring Non-Members:**

Full Day (7:00 am to 1:00am) \$150.00 plus \$150.00 refundable clean-  
ing deposit

Two hours \$35.00 plus \$100.00 refundable cleaning (not more than  
one in a three month period)

**Clubs & Organizations:** Weekly meetings- \$100.00 per month plus  
refundable cleaning deposit of \$150.00. No more than one two  
hour meetings per week

Monthly Meetings: \$35.00 per month plus refundable cleaning de-  
posit of \$150.00. No more than one two hour meetings per month

If interested call the office at (360)458-7370


# Upcoming Event for November

## Thanksgiving Potluck

Date: Sunday November 19th

Time: 5pm


At the Clubhouse



Any questions please contact:  
Pines Office (360)458-7370

## Thanksgiving Potluck

The Pines provides the turkey, mashed potatoes and gravy. Please bring a salad or dessert to compliment the meal. Come out and meet your neighbors. Door prize winners will be announced at the dinner.



# FYI

## Dumpster Days

Dumpster Days was voted down by the community in 2015-2016. Not sure when or if it will be put back on the ballot for the community to vote on. So with that being said if you have mattresses, plumbing items, carpet scraps, broken toys, furniture, miscellaneous items please take it to the dump. Here are the names, addresses and phone numbers of the dumps.

Rainier Dump: Open Friday-Sunday 9am-5pm  
13010 Rainier Acres Rd. S.E.  
(360)446-2600

Thurston County Waste & Recovery Center:  
Open Monday-Sunday 7am-4:45pm  
2420 Hogum Bay Rd. N.E.  
(360)786-5494



## When Purchasing a Pre-Made Shed

When you are buying a pre-made shed from anywhere that sells sheds make sure you are aware of county rules and if you live in an HOA. If your shed is more than 200 sq.ft. a site plan and a building permit are required. The set backs are 25 ft. front and back and the 10 ft. on each side. If your shed is under or at 200 sq. ft. and is not permanent then you are can place it anywhere on the property. Property standards person still needs to come out and measure the shed and setbacks. If you have any questions contact the office at (360)458-7370.

**Curbside Garbage and Recycling**

**Rural Garbage Service-LeMay**

**Phone: 360-923-0111**

Here is the pricing for garbage service in The Pines:

**Garbage and Recycling Service for two months \$41.26**

**35 gallon garbage can pickup every week**

**96 gallon recycling bin pickup every other week**

**Glass pickup every four weeks, you provide container**

**Or**

**Garbage and Recycling Service for two months \$55.18**

**65 gallon garbage can pickup every week**

**96 gallon recycling bin pickup every other week**

**Glass pickup every four weeks, you provide container**

**The above prices are before taxes are added.**

**The dates for recycling glass bottles**

**November 28th**

**December 26th**




# PET SAFETY

Year round pet safety tips you don't want to forget:

## Summer

- Use a PDF on Boats
- Watch paws on hot surfaces
- NEVER leave in a car
- Keep hydrated with water
- Some pets can get sunburn!



## Autumn

- Keep Halloween candy AWAY from pets. Chocolate especially can be poisonous.
- Keep pets in on Halloween
- No turkey (or any kind) of bones for your pet, they can splinter.

## Winter

- Antifreeze is poison, be careful.
- Keep your pets warm with booties or sweaters as needed
- Watch your pets around holiday decorations especially tinsel.
- Don't feed your pet table scraps, especially of candy and goodies.

## Spring

- Watch for signs of allergies including skin scratching and ear problems.
- Make sure your pet has proper ID in case he gets lost
- Learn what plants are poisonous
- Get heart worm medicine from vet



Created by [callstasramblings.com](http://callstasramblings.com)



# THANK YOU



## ATTENTION DOG OWNERS:



Dogs are to be on leashes at all times when outside their fenced yards. This includes all park areas, including River Park, Little Lake Park, playgrounds, clubhouse park area and office area. At the dog run area there are bags for your use. Please pick one up so that you are able to clean up after your dog.

**THANK YOU!!**



If your dog is lost and you cannot find him/her, you have options to recover your missing pooch:

Post it on the bulletin board at the Pines Office  
Call the Yelm Veterinary Clinic 360-458-7707  
Call the Yelm Animal Shelter 360-458-8438  
Post on the Nisqually Pines Event Page



*F.4.1*

**Animal Services  
3120 Martin Way  
Olympia, WA  
(360) 352-2510  
Closed on Mondays**

**There is no charge for dropping off stray animals at the shelter.**

River Park hours

**\*The River Park is for members and their guests only\***

Any vehicle found in the River Park parking area without a Nisqually Pines Pass will be towed at the owners expense. Parking is allowed only in the park. Any vehicle on or near the road will immediately be towed.

Open year round

Hours are 8am to 7:30pm approximately



Sat & Sun Hours: 11am-9pm

No lifeguard on duty - swim at your own risk.

No alcohol permitted on the premises.

No fires or over night camping!

Per Fish and Wildlife Dept. **ONLY** Catch and Release fishing is allowed on the Nisqually River!!



The mornings are dark when the upper grades are walking to the bus stop. Little ones will be walking later in the mornings to their bus stops. Please be careful and watch for upper and lower grade children.

Speed limit is 20mph

Please renew your burn permit. You can go online at [www.orcaa.org](http://www.orcaa.org)

Residential Fires: Burning of yard and garden debris, such as leaves, weeds, pruning's and garden refuse. **NO HOUSEHOLD GARBAGE!**

**DO NOT USE A BURN BARREL.** Burn barrels and other burn containers are illegal under stat law and their use may result in fines.

## *A Word from our Staff*

**Office Manager:** *Charity Mayerl*

Email: cmayerl@nisquallypines.com, Phone: 360-458-7370 Fax: 360-458-7157

**A new budget year is upon us, help us by paying your dues on time, avoiding late fees, fines and water shut offs.**

**Office Assistant & Property Standards:** *Paulette Howard*

Email: propertystandards@nisquallypines.com, Phone: 360-458-7370, Fax: 360-458-7157

**Please do not leave fires unattended!!**

**Have a water source available**

**Make sure to renew your burn permit on line at**

**[www.orca.org](http://www.orca.org)**

**Water Department:** *Julie Rhey-Baumann*

Email: waterdept@nisquallypines.com, Phone: 360-458-7393, Fax: 360-458-7157

**Water Meters: Please check your water bills on your usage for abnormal low or high usage. We try to catch leaks and dead meters during readings but some get by us. We will be glad to come out and check the meter for you!**

**Please contact our Water Manager for water shut-offs. Thank you!**

**Maintenance Department:** *Bob Smith and Don Robinson*

Email: maintenance@nisquallypines.com, Phone: 360-458-7393, Fax: 360-458-7157

**Respect your community, please clean up after your pets!! Pet waste is hazardous to our water system!**

# Tips from our Water Manager

## Culverts:

The culverts under your driveway are YOUR responsibility to keep cleaned out of all debris. Please clear them so the rain water will flow in the proper direction.

## Gutters:

Time to clean out those gutters, so they won't overflow, wicking up the plywood on the roof causing rotting of the wood. Also make sure the water is running through the down spout to the ground.

## Water Shut Offs:

In case of a water emergency, do you know where your water shut off to your house is? All houses should have a shut off of their own for their home. If you don't know where yours is, you may want to call a local plumber to install one. They can put it in pretty easy right where your water line comes into the house. The meter box is Nisqually Pines shut off and should not be accessed by the homeowner.

## Garbage Cans:

Your garbage service is on Tuesday, that means there should not be any garbage cans on the road on Wednesday.

Questions? Contact Julie at 360-458-7393 or [waterdept@nisquallypines.com](mailto:waterdept@nisquallypines.com)



# *Board News*

## Board of Directors

*Sherry O'Dell-President, Pool and Clubhouse*

*Cory Parsons-Vice President, Water, Maintenance, Security, Office, River Park, Treasurer*

*Michael Koon-River Park, Little Park and Playground Park*

*Dayna Brown-Secretary, Pool, Clubhouse*

*Tony Sny-Board Member*

## Board Updates

We meet once a month, meetings have been very productive and we feel we are getting a lot accomplished. However, the additional members would allow us to get more accomplished faster. Please come check out a meeting or two and see what is happening in our community and how you can help!

The port-a-potty's will start to be locked up at dusk and unlocked in the morning when the maintenance gets here. The two play area parks will close at dusk and the River Park will close at 9pm.

Persons with disabilities who require accommodation or alternative means for communication of program information should contact (Nisqually Pines at (360)458-7370) at least eight (8) days in advance of this meeting.

## Updates

### **Treasurer's Report:**

#### **Ending Balance for September 2017**

General Fund: \$467,654.94

Long Range Plan: \$545,370.32

Water Loan 1 Fund: \$22,950.89

Emergency Fund: \$20,190.46

Key Bank USDA Loan: \$256,422.67

Gold Money Market: \$165,998.51

Twin Star Savings: \$18,891.39

Investment Portfolio: \$250,188.48

Stmt not rec'd by 10/10/17

**Grand Total \$1,832,203.75**

# Committee Happenings

## Adjudication

October – cancelled Next meeting: November 14th 7pm

Members: Phyllis Myers, Theresa Donovan, Rob Parkhill, Luke Clark and Madelon Barton

Contact: Sherry O'Dell

Closed meeting, not open to anyone not directly involved.

Looking for residents in good standing to volunteer on Adjudication Committee

Get an application at the office-Renters can be on Adjudication with the approval of homeowner

## Finance

TBA

Members: Madelon Barton, Sherry O'Dell, Charity Mayerl, Connie Ihringer

Interested in helping on the Finance Committee-Get an application at the office

Must be a member in good standing

Finance committee members needed!!!

## Events

Need volunteers to help organize for up coming events. Contact the office if you are interested! Next meeting: Meeting will be decided by how many volunteers call and want to be part of this event. Next event: Thanksgiving Potluck

Anyone interested in being on Event Planning Committee call the office.

Event planning help, looking for someone to take over events or they will not continue.

Members: Charity Mayerl, Rob Parkhill, Paulette Howard

Contacts: Sherry O'Dell

*Most of our committees are small and consist of the same volunteers, please come and listen to what they are working on and see if maybe you can help!*



# Updates

## Property Standards

Last month the following warnings or fines were issued:

24 Thank yous	1 certified letter
1 shed	1 2nd dwelling
22 debris	14 mow grass
2 courtesy	1 fine
1 junk vehicle	3 dogs loose
1 complaint	2 fence repair
1 wreck less driving	3 parking and free items on easement

**94.1.035 What domestic activities are prohibited in The Pines?** No person within the legal boundaries of Nisqually Pines Community Club shall:

(2) (f) walking, skateboarding, or riding any wheeled vehicle, including tricycles, bicycles or motor scooters, unreasonably on community roads in a hazardous or reckless manner or to obstruct or impair the flow of traffic.

1st	2nd	3rd	4th	& consecutive offenses
\$100	\$150	\$200	\$250	

I have had a few complaints about people walking and not moving out of the road. I will send a warning letter and the next time it will be a fine.


If you are new to the Pines and do not have a copy of our current Resolution 94-1, please stop by the office to pick up a copy or view online at [www.nisquallypines.com](http://www.nisquallypines.com).

**Speed limit is 20 MPH**  
**Please slow down!**


Please watch for children and parent's please remind your children to watch for cars and not to block the roadways. Please slow down and watch for walkers/joggers/bikers

It is getting darker earlier- **PLEASE** be mindful of vehicle traffic!! For your safety, please walk along the edge of the roads or in the easement against oncoming traffic.

Carry a flashlight or wear bright colored clothes so you can be seen easier during the twilight and evening hours.



Bicycle riders— please make sure your reflectors work or you have a light so you are more visible.



Car Owners— Check your front headlights and rear taillights to make sure that they are in working condition.

### C.E.R.T

CERT is looking for members to join them on the last Sunday of every month at 6pm. Learn about emergency preparedness in your community and what you can do to help yourself and your community.

Next Meeting: Sunday  
November 26th at 6pm  
Clubhouse

## PUGET SOUND ENERGY

### Call 811 Before You Dig

As fall/winter approaches, you may have plans to start construction and landscaping projects. Your friends at Puget Sound Energy want to remind you about the importance of calling 811 at least two business days prior to any digging. It is the law, and utility-owned lines are located for free.

Whether you are planning to use your employees or hire a contractor, start digging means calling 811 before each job. Outline your dig area in white paint so that the utilities will know where to mark. Even homeowners digging on their own property must call, if digging deeper than 12 inches.

Don't take a chance. Call 811 before you dig, then dig by hand within 2 feet of the markings.

Visit their Safety page to learn more about gas and electric safety, and our Business Services page for all your energy needs.

For questions, please email [businessaccounts@pse.com](mailto:businessaccounts@pse.com)



### PARK TRAIL

The trail from Heather to the River Park is "Use at your own risk" due to the storm damage and erosion.



### LITTERING

**50% of litter is cigarette  
butts**

**It can take anywhere from 18  
months to 10 years for a ciga-  
rette filter to decompose**

# Classified Ads

## Handy Man

Roof repairs or replacement  
Skylight replacement, roof cleaning  
Call Wes Craney  
360-970-4480

Affordable prices, honest  
& efficient.

I'm experienced in painting, texture,  
flooring, tiling, carpeting, sheet  
rock, etc.

Also outside work: welding, trim-  
ming, cutting trees, landscaping,  
lawn mowing, pressure washing,  
deck repair & mechanic.

Call 360-970-1992

## House Cleaning

Jody's house cleaning services  
I will clean anything in your home!  
I have excellent references  
Call Jody at 360-400-3119

**Certified in home Provider**  
**Seeking Clients or**  
**housekeeping jobs**

Rides to appointments or chores  
Honest and dependable  
Will work by the hour or the job  
Call Julie 253-380-5290

## Caregiver Wanted

Looking for someone  
part-time caregiving for a  
disabled adult  
Contact Laurie  
(253)441-5806

## AVON

Been looking for some  
Avon? Now is the time  
to call (360) 955-5100  
Claudia Privette  
Independent Sales  
Representative

## For Sale

Mirro Canner  
Holds 7 qt. Jars  
18 pints or  
8-1 1/2 pts.  
\$50  
Weber Gas Grill  
Good Condition  
Extra Propane tank  
\$30  
Call (360)458-4843

Hi Laker easy  
loader w/trailer  
20HP Johnson  
Motor  
Title for boat &  
trailer  
\$2,000  
(360) 522-0474

## OPEN PUBLIC

### BINGO

### NISQUALLY

### MOOSE LODGE

Monday's at 6:30pm  
1117 Yelm Ave. W  
(360)458-3381

### For Sale

Baby High Chair  
Vintage 1950 era  
\$100  
Small Desk \$35  
Pink Cradle \$50  
Small Gun Rack \$20  
(360)464-0993

### House Cleaning

College student will  
clean your home  
Have excellent refer-  
ences  
Call April  
(360)701-6685


### Free

Cat Carrier  
(360)481-6460

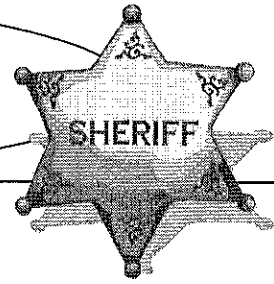
## REMINDER

Quiet hours are from 10pm-7am  
7 days a week

To advertise  
here contact the  
office staff  
360.458.7370



# Police Blotter




## September

- 27-Routine Patrol, animal complaint Picea Ct.
- 29-Routine Patrol, harassment on Linden Ct. arrested 3 people for warrants
- 30-Routine Patrol

## October

- 1- Routine Patrol
- 2- Routine Patrol, field interview Thuja Ave.
- 4- Routine Patrol
- 5- Routine Patrol, welfare check Briar St, loitering complaint river park
- 6- Routine Patrol, phone detail civil/criminal issues
- 7- Routine Patrol, physical disturbance Boxwood Ct,
- 8- Routine Patrol, suspicious activity Heather & Briar, Field interview Port Orford/Heather, Felony warrant arrest Heather/Boxwood, traffic problem Port Orford/Heather, civil problem Bay Ct.
- 10 -Routine Patrol, traffic stop verbal warning
- 12 -Routine Patrol, burglary Thuja Ave.
- 14 -Routine Patrol, abandoned/disabled vehicle Suntree Ct.
- 15 -Routine Patrol, no contact order violation Heather, welfare check Heather
- 19- Routine Patrol
- 21-Routine Patrol, mental issue Port Orford/Pepperidge, noise complaint Heather/Briar, keep the peace Kinnikinnick Ct, suspicious activity Persimmon Ct.
- 23-Routine Patrol, suspicious vehicle Cascara Ct.
- 24-Routine Patrol, arrest on warrant, noise complaint Heather, citizen complaint Kalmia Ct.
- 26-Routine Patrol



Routine Patrol means house checks, Clubhouse, River Park, Office and area patrol. If you see something suspicious, call 911. Don't wait until the next day and call the Pines Office.

**\*\*Please note that if you call the Sheriff and they aren't in the Pines on our time, their response time will vary on type of emergency. \*\***

The non-emergency number for the sheriff is 360-704-2740 Please lock doors and don't leave valuables in your vehicles. If you are going on vacation, you can have the sheriff check your house to make sure it is secure.

Fill out a vacation request form at the office.


Since we have the Thurston County Sheriff in The Pines we have seen less criminal activity.

Suspicious Activity contact Thurston County Narcotics Task Force

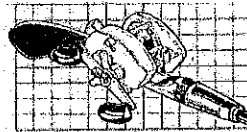
Website: [co.thurston.wa.us](http://co.thurston.wa.us)

Created by NPCC Staff and Board of Directors.  
If you have anything you would like to see more or less of,  
please let us know!!

Deadline is the 20th of the month.



*Able Concrete, LLC*  
ABLE00L864D3  
John Orr - Owner  
Yelm, Washington  
Cell: 360-628-4132  
jaorr@ableconcretewa.com  
www.ableconcretewa.com



George Grinstine

**George's**  
Rod & Reel Repair

*Custom Rods and Reel Repair*  
georgesrodandreel@comcast.net

17221 Briar St SE  
Yelm, WA 98597

**360-960-8643**

*"Your Local Re/Max office"*

**COUNTRY**  
Property Management & Real Estate Services



206 West Yelm Ave. Yelm, WA 98597

**Michelle (Micki) Easterly**  
Property Manager/Realtor

**253-831-2680 / 360-400-3475**  
**www.YelmWaRealEstateAgent.com**

Paid Advertisement



Nisqually Pines Community Club

Board Meeting

September 13, 2017

Minutes

Please silence all cell phones

Roll call of board members: Cory Parsons, Sherry O'Dell, Mike Koon, Dayna Brown and Tony Swy

Closed Session- Varlance was approved by the board

---

Clipboard sign up- Sherry ODell

Minutes- Dayna Brown read the minutes and M/S/C with changes.

Treasurers Report- Sherry O'Dell read the treasurers report

Ballot Count Results – Sherry Odell 2017-2018 budget 122 yes 22 no 4 abstained

Tony Swy 116 yes 18 no 14 abstained

~~148~~ mailed 148 received

Dept CheckIns

Water, maintenance and office – Cory Parsons reported that the bids for the new well are coming in and will be opened Sept. 14<sup>th</sup>, The mower that has the attachment for a sweeper has been fixed so that we can use the sweeper again.

Pool and Clubhouse – Dayna Brown and Sherry ODell Clubhouse is being rented regularly. The pool was pressure washed and painted by the maintenance staff since mowing season is coming to an end.

River Park – Mike Koon and Cory Parsons- River park is slower now that the cool weather is here.

Committee Reports

CERT- Mike Koon Next cert meeting Sept 24 Maintenance has checked the generator for the clubhouse.

Upcoming events:

Halloween Trunk Or Treat Oct 31<sup>st</sup> 6-8pm clubhouse

Veterans Breakfast Nov 11<sup>th</sup> 8am-11am

Thanksgiving potluck Nov 19<sup>th</sup> 5pm Thanksgiving baskets for the community

Community Comments- Clipboard Items – Each person signed up on the clipboard will have 2 minutes to ask their question or discuss an item.

Mike Koon reported that the kid's summer food program went well and thanked the Yelm Rotary and Charity Mayerl for getting that brought to the Nisqually Pines. The rotary is already working on a grant for next summer.

Fran Wilson thanked the Pines for striping the roads and speed bumps.

John O'Dell had suggested when repaving the roads to take 2 feet on either side to widen a spot for people to walk. Cory Parsons was going to check it

Sherry O'Dell  
Sherry O'Dell      Date      10-20-2017

Dayna Brown      10-20-2017  
Dayna Brown      Date

# Water Heater Flush - How to Flush a Gas or Electric Water Heater

Water heater manufacturers recommend flushing sediment from your storage type water heater periodically. How often your model needs to be flushed depends upon the quality of the water in your area. Areas with high mineral content will have to flush more often.

How to Flush Your Water Heater

**CAUTION:** When flushing your water heater there is danger of being scalded. Be careful and keep children and pets away during the procedure.

Water heater manufacturers recommend flushing sediment from your storage type water heater periodically. How often your model needs to be flushed depends upon the quality of the water in your area. Areas with high mineral content will have to flush more often.

What is sediment, and why is it a problem? The sediment is sand or other grit from a well, or any other material that has gotten into the municipal water mains. Sediment can also come into your home after the water company flushes out their lines.

Over time, your heater can accumulate this sediment consisting of sand, gravel, grit, and various mineral deposits. This buildup can reduce the amount your water heater holds, create a variety of interesting noises, and reduce the efficiency of your unit. The buildup of sediment at the bottom can harden and sometimes clog the drain valve.

Cleaning this sediment from out of your water heater is not particularly difficult, here is how to do it.

If your water heater is gas, set the gas valve to "Pilot" to prevent the burners from coming on while you are flushing it. If your heater is electric be sure to turn off the circuit breakers. With an electric water heater, if the water level drops below the heating

elements and the thermostat turns the elements on, the heating elements will probably burn out quite rapidly.

Connect a garden hose to the drain valve at the bottom of the tank. Make sure the outlet of the hose is in a safe area away from pets and children. It can be very hot and can scald quickly

Close the shut off valve on the cold inlet to the water heater.

Carefully open the temperature/pressure relief valve at the top of the tank by lifting the lever. Leave the valve open.

Open the drain valve at the bottom of the heater allowing the water to flow out through the garden hose. If the sediment is clogging the drain valve then try closing the temperature/pressure relief valve and turn the cold inlet valve back on to "power flush" the sediment out.

In some cases the sediment hardens into large chunks that can block the drain valve. If so, then wait until everything cools down, remove the garden hose from the drain valve, remove the valve if necessary, and use a long screw driver to break up the clog. This is a very messy procedure.

When the garden hose runs clear you are finished.

Close the drain valve at the bottom of the tank and remove the garden hose.


Close the pressure relief valve at the top of the tank if it is still open, and turn the cold inlet valve back on.

Open a hot water faucet in your house, and let it run until no air bubbles come out.

Turn the heater back on, and with gas units re-light the pilot light if necessary.

---

# Coloring Contest Return to Office



RaisingOurKids.com

Name: \_\_\_\_\_ Phone #: \_\_\_\_\_  
Age: \_\_\_\_\_